

16-20 October 2019

Communiqué no. 1

## TECHNICAL OFFICIALS / OFFICIELS TECHNIQUES

### Commissaires Panel appointed by the UCI and UEC Management Committee *Collège des Commissaires désigné par le Comité Directeur UCI et UEC*

Alexander DONIKE	(GER)	President / <i>Président</i>
Peter JUDEZ	(SLO)	Starter / <i>Starter</i>
Martin BRUIN	(NED)	Judge-Referee / <i>Juge Arbitre</i>

### Assistant National Commissaires appointed by the National Federation *Commissaires nationaux adjoints désignés par la Fédération Nationale*

Edwin CRUIJSSEN	(NED)
Gerrit ROELOFSEN	(NED)
Erik NIESWAAG	(NED)
Leo VAN DER LINDEN	(NED)
Dirk PASCHA	(NED)
John BURGER	(NED)
Fred VAN DORLAND	(NED)
Jan KREMER	(NED)
Maurice NIJMEIJER	(NED)
Leo KOORN	(NED)

### UEC Race Secretary

Lino NOSSA	(POR)
------------	-------

### UEC Timing / Results

Humberto URIBE	(MEX)
----------------	-------

### UEC Representatives

UEC Management Committee	Mr Rocco CATTANEO	(SUI), President
	Mrs Agata LANG	(POL), Vice President
UEC General Secretary	Mr Enrico DELLA CASA	(ITA)
UEC Technical Delegate	Mr Vladimiro PETSAS	(GRE)
UEC Track Commission President	Mr Jos SMETS	(BEL)
UEC Track Commission Members	Mr Daniel GISIGER	(SUI)
	Mr Alejandro MARTIN	(ESP)
UEC Press Officer	Mr Stefano BERTOLOTTI	(ITA)
UEC Photographer	Mr Roberto BETTINI	(ITA)

### Official Doctor / *Médecin Officiel*

Mr Maarten COUTURIER	(NED)
----------------------	-------

### Doping Control Officers / *Agents de Contrôle du Dopage*

Karen HARGRAVE	(FRA)
Marko PROCIKEVIC	(SRB)


### Speaker / *Speaker*

John VINGERLING	(NED)
Johan VAN DER MADE	(NED)

#### INSTITUTIONAL PARTNERS



Ministerie van Volksgezondheid,  
Wetzijn en Sport



#### LOCAL ORGANISING COMMITTEE



#### OFFICIAL SPONSORS



#### OFFICIAL SUPPLIERS



16-20 October 2019

Communiqué no. 2

## GENERAL INFORMATION – REMINDER OF DISPOSITIONS

- **The confirmation of the riders** done on Wednesday, July 8<sup>th</sup> is final; nevertheless, Team Managers will have the opportunity to forward modifications to the UEC Secretary (Mr. Lino Nossa) until the start of the first competition session on the day of each event **using the appropriate UEC form.**

Any rider replacement to a confirmed selection may only come from the list of already registered riders.

Any **Team Pursuit** modification must be provided to the secretary of the commissaires panel at least **30 minutes** before the relevant competition round start (article 3.2.079).

Any **Team Sprint** modification must be provided to the secretary of the commissaires panel at least **30 minutes** before the relevant competition round start (article 3.2.149).

### Training and Warm-Up Sessions

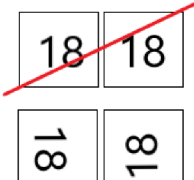
- Only riders who are competing in the upcoming session may use the track during the pre-session warm up time.
- The use of the derny and the use of starting blocks during the official training are not permitted. Standing starts are permitted only under the following conditions;
  - one rider at a time,
  - on the home straight in the sprinter's lane, and
  - with the assistance of someone waving a flag at the exit of the 4<sup>th</sup> bend.

### Competitions

- Riders are reminded that art. 3.2.003 (modified on 04.03.19) must be respected. Riders are not permitted to wear tinted visors or glasses that would prevent them from being clearly identified while seated in the waiting area. Riders shall only put on their tinted visor or glasses when heading on to the track only. Any rider failing to respect this article shall be sanctioned by a fine.
- Riders are reminded that they must wear their national team jerseys during the races as well as during award ceremonies.

Riders participating in the awards ceremony must present themselves in due time, bare-headed and without headband or glasses, wearing proper footwear, until after they leave the official ceremony enclosure.

- Riders shall ensure that the body number is visible and legible at all times. The body number shall be well fixed and may not be folded or altered. When two numbers are required to be worn, these should be placed low down and on either side of the back. When a single number is required to be worn, this should be placed low down in the center of the back. **Body numbers will be distributed at the Team Manager's meeting. Specific numbers for Madison** will be distributed the day of the event.



- LED devices for the Elimination races (Men and Women) shall be collected next to the timing podium one hour prior to the start of each race and returned to the same place at the end of each race.
- All bicycle measurement checking shall be carried out in the equipment check area before entering the track. Riders must come for bicycle-check in adequate time prior to their start. Checking will also be carried out 15 minutes prior to commencing each session of the competition. **Teams are responsible for verifying the legality of replacement equipment that may be used in any event.** Commissaires are entitled to double check positions after the race. Should the bicycle or position have been modified in contravention of the regulations, the rider may be disqualified.

#### Team Leaders and Coaches

- Only the coaches of the riders currently on the track are permitted on the safety zone. This is also limited to one coach per rider. No other people are permitted in this zone.
- The access to the track must be kept clear at all times. **All track access ramps shall be kept free of any material and team personnel.**
- **Team Managers may not carry anything in their hands while on the safety zone during mass start events.**
- Access to the starter's platform is only for officials. All others are not permitted to use this podium. Access to the awards ceremony podium is forbidden except for official ceremonies.

#### Award Ceremonies

- Riders participating in the awards ceremony must present themselves in due time, bare-headed and without headband or glasses, wearing competition apparel and footwear, until after they leave the official ceremony enclosure.
- Teams are reminded that in the awards ceremony of team events, all the riders that participated in any round are allowed on the podium as follows:
  - Team Pursuit max 5,
  - Team Sprint Men max 4,
  - Team Sprint Women max 3.

#### General

- The wearing of an approved rigid safety helmet, done up in a correct manner, is mandatory for riders at all times when riding on the track surface and safety zone.
- Riders may not wear headphones attached to devices such as radios, music players, telephone, etc., while riding on the track.
- Road bikes are not allowed on the track, including the safety zone.
- Bicycles or other equipment may not be left on the safety zone of the track.
- No drinks or food are allowed on the safety zone of the track.

16-20 October 2019

Communiqué no. 2

### INFORMATIONS GENERALES – RAPPEL DES DISPOSITIONS

- **La confirmation des partants** faite le mercredi 8 juillet est définitive, néanmoins les chefs d'équipes auront la possibilité de transmettre des modifications au Secrétaire du Collège des Commissaires ((Mr. Lino Nossa) jusqu'au début de la première session de compétition le jour de l'épreuve, en utilisant les formulaires UEC spécifiques.

Tout remplacement d'un coureur confirmé ne peut se faire que par un autre coureur figurant sur la liste des coureurs déjà inscrits.

Tout changement de composition de la **poursuite par équipes** doit être communiqué au Secrétaire du Collège des Commissaires au moins **30 minutes** que la manche de la compétition en question commence (article 3.2.079).

Tout changement de composition de la **vitesse par équipes** doit être communiqué au Secrétaire du Collège des Commissaires **30 minutes** avant que la manche de la compétition en question commence (article 3.2.149).

#### Entraînement et échauffement

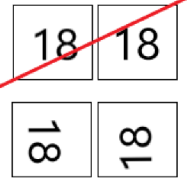
- Seul les coureurs concourant dans la session à venir peuvent utiliser la piste lors de la période d'échauffement de pré-session.
- L'utilisation du deryn et des blocs de départ lors des entraînements officiels n'est pas autorisée. Les départs arrêtés sont autorisés dans les conditions suivantes :
  - o un seul coureur à la fois
  - o dans le couloir des sprinters sur la ligne droite d'arrivée et
  - o avec l'assistance de quelqu'un agitant un drapeau à la sortie du 4eme virage.

#### Compétitions

- Il est rappelé aux coureurs qu'ils doivent respecter l'art. 3.2.003. **Les coureurs ne sont pas autorisés à porter des visières ou des lunettes teintées empêchant de les identifier clairement lorsqu'ils sont assis dans la zone d'attente.** Les coureurs doivent mettre leurs visières ou leurs lunettes teintées au moment de monter en piste. Tout coureur qui enfreint cet article sera sanctionné d'une amende.
- Les coureurs doivent porter dans les épreuves ainsi que pour la présentation à la cérémonie protocolaire leur maillot national respectif.

Les coureurs doivent se présenter pour la cérémonie protocolaire dans le délai imparti tête nue, sans bandeau ni lunettes, portant des chaussures convenables, jusqu'à ce qu'ils quittent l'enceinte de la cérémonie officielle.

- Les coureurs doivent veiller à ce que le dossard soit toujours bien visible et lisible. Le dossard doit être bien fixé et ne peut être plié ou transformé. Lorsque le port de deux dossards est requis, ces derniers doivent être placés au bas et de chaque côté du dos, visibles au centre de la piste et par les spectateurs. Lorsqu'un seul dossard est requis, il doit être placé au centre et au bas du dos. **Les dossards seront distribués lors de la réunion des Chefs d'Equipe.**



- Les boîtiers LED pour l'Elimination (Hommes et Femmes) doivent être retirés à côté du podium du chronométrage une heure avant le départ de chaque épreuve et retournés au même endroit à l'issue de l'épreuve.
- **Les contrôles des bicyclettes** doivent s'effectuer avant l'entrée en piste à l'endroit du contrôle du matériel.  
Les coureurs doivent se présenter pour le contrôle des bicyclettes suffisamment à l'avance avant leur départ.  
Les contrôles s'effectueront **15 minutes avant le départ de chaque compétition**. Les équipes sont chargées de confirmer que leur équipement de remplacement pour tout événement est conforme aux règlements. Les commissaires sont autorisés à contrôler à nouveau les bicyclettes et les positions après la course de manière aléatoire. Si la bicyclette ou les positions ont été modifiées hors des limites réglementaires, le coureur peut être disqualifié.

#### Chefs d'équipes et Entraîneurs

- Seuls les entraîneurs des coureurs qui se trouvent sur la piste sont autorisés sur la zone de sécurité. Ceci est également limité à un entraîneur par coureur.
- L'accès à la piste doit être maintenu libre à tout moment. Toutes rampes d'accès à la piste doivent être maintenues libre de matériel et de personnel.
- Les entraîneurs des coureurs ne peuvent rien avoir dans leurs mains dans la zone de sécurité lors des épreuves en peloton.
- L'accès au podium du starter est uniquement pour les officiels. Toutes les autres personnes ne sont pas autorisées à faire usage du podium. L'accès au podium des cérémonies protocolaire est interdit excepté pour les cérémonies officielles.

#### Cérémonies protocolaires

- Les coureurs doivent se présenter pour la cérémonie protocolaire dans le délai imparti tête nue, sans bandeau ni lunettes, portant leur équipement de compétition et des chaussures convenables, jusqu'à ce qu'ils quittent l'enceinte de la cérémonie officielle.
- Il est rappelé que pour les cérémonies protocolaires des disciplines par équipes, un maximum d'un coureur supplémentaire sera admis sur le podium
  - Poursuite par équipe max. 5,
  - Vitesse par équipes Hommes max. 4,
  - Vitesse par équipes Femmes max. 3

### **Généralités**

- *Le port du casque de sécurité approuvé, correctement ajusté, est toujours obligatoire pour les coureurs roulant sur la surface de la piste et la zone de sécurité.*
- *Les coureurs roulant sur la piste ne peuvent pas porter d'écouteurs reliés à des appareils électroniques tels que radios, appareil de musique, téléphones, etc.*
- *Les vélos de route ne sont pas autorisés sur la piste, y compris la zone de sécurité.*
- *Il est interdit d'entreposer des bicyclettes ou tout autre équipement sur la zone de sécurité de la piste.*
- *Aucune boisson ou nourriture ne sont autorisées sur la zone de sécurité de la piste.*

## **TECHNICAL INFORMATION – REMINDER OF DISPOSITIONS**

### **General**

- If riders wearing the same team clothing ride in the same race, they shall bear some item to clearly distinguish between them.
- Riders may carry no object on them or on their bicycles that could drop onto the track. Any electronic device with a display must be hidden from the rider's sight so that it cannot be read by the rider.
- Road bikes are not allowed on the track, including the safety zone.

### **Conduct of riders**

Riders shall refrain from any collusion, manoeuvre or movement likely to hinder the conduct or distort the result of the race. In the case of collusion between riders, the commissaires may disqualify the riders concerned.

In addition, while riding on the track, riders shall at all times be in firm control of the bicycle and have at least one hand on the handlebar (or extension).  
(art. 3.2.002)

### **Neutralisation**

Unless otherwise provided in a specific provision, in a bunch event, in the case of a recognised mishap of a rider, or both riders of a team in Madison, the rider, or team, shall be entitled to a neutralisation for the number of laps closest to 1250 metres (5 laps on a 250m-track), counted from the moment of the mishap until they resumed their position that they occupied before the mishap.

Beyond the distance of 1250 metres, neutralised riders or teams begin to lose laps until they resumed their position that they occupied before the mishap.

Neutralised riders or teams may not return to the track within the last kilometre. Should this last kilometre start during the allowed neutralisation period of a recognised mishap, and the riders not be able to return prior to the start of the last kilometre, these neutralised riders or teams shall appear in the final placings depending on the points accumulated prior to the mishap.

(art. 3.2.020bis, modified on 01.10.19)

### **Restart in standing start events**

In each round of a standing start event, a team or a rider is only permitted two starts.

One restart shall be given either in the result of a false start, or in the event of a mishap.

A team or a rider which causes a further false start or suffer a further mishap in the qualifying round shall be eliminated (DNF).

A team or a rider which causes a further false start or suffer a further mishap in the first competition round shall be relegated.

A team or a rider which causes a further false start or suffer a further mishap during the finals loses the final.

(art. 3.2.021ter)

### **Handlebar and saddle position**

- As from 1 January 2014 all riders will be entitled to one of the morphological exemptions as regards the position of the saddle or handlebar extensions for the events covered in 1.3.023. For riders that are 190 cm tall or taller, the horizontal distance between the vertical lines passing through the bottom bracket axle and the extremity of the handlebar extensions including all accessories may be extended to 85 cm.  
If this is the case, the Team Manager of the rider in question must inform the commissaires during the licence confirmation or immediately after the team managers meeting.

For the handlebar extension, the height different between the elbow support points and the highest and lowest points of the handlebar extension must be less than 10cm.

### **Sprint & 200 meter Time Trial**

- Riders shall wear both number panels during the 200 meters Time Trial.
- In case of a dead heat, the riders concerned will be classified according to the best time in the last 100 meters. In the case that the riders are still tied, the riders concerned will be classified by drawing lots.

### **Individual Pursuit**

- The Championships shall be conducted as follows: the two fastest riders in the qualifying round will contest the final for first and second place and the next two fastest riders will contest the final for third and fourth place.
- The remaining riders will be classified in accordance with the times recorded in the Qualifying Round.

### **Team Pursuit**

- The men's and women's event are run over four (4) kilometers by teams of four (4) riders.
- Teams shall be made up of riders entered for this event. The composition of the team may vary from one round to another. An incomplete team in the sense of article 3.2.077 may not take the start.
- The riders of each team shall start side by side behind the start line. The lateral distance between each rider shall be 1 meter.
- The event is organized in 3 phases as per UCI track regulations for World Championships, article 3.2.085



- In the last two heats of the first competition round, if one team catches the other, the catching team is declared the winner and shall stop as soon as possible in order to allow the other team to finish the distance and thus to record a time. In this case, if one or both teams catch their opponents, the times from the qualifying round shall be used to determine which of the two teams shall finish in the home straight.

During the finals, if one team is caught by the other, the race is over, and the catching team shall be declared the winner.

In both situations above, a pistol shot marks the end of the race at the moment on which the team crosses its finish line at the full distance or at the moment on which one team catches the other.

### **Team Sprint**

- In the qualifying rounds, teams shall ride against the clock. Depending on the number of entered teams, the Commissaires' Panel may decide to run qualifying rounds with two teams in each heat (art. 3.2.144 bis).
- The riders of each team shall start side by side behind the start line. The lateral distance between riders shall be 1.5 meters.
- At the completion of his lap, the leading edge of the leading rider's front wheel must cross the pursuit line ahead of the leading edge of the front wheel of the following rider. Thereafter, the leading rider must draw aside immediately and ride above the sprinter's line no later than within 15 meters after the pursuit line (art. 3.2.153).
- The event is organized in 3 phases as per UCI track regulations for World Championships, article 3.2.145.
- The blue band shall be made impassable on both sides of the track by the placing of three 50 cm long pads of a synthetic material at 5 meters, at 10 meters and at 15 meters from the pursuit lines. No other pads shall be placed on the blue band. (art. 3.2.149bis)

### **Keirin**

- Riders compete in a sprint after completing a number of laps behind a motorized pacer who leaves the track 3 laps to go. The number of laps without the motorized pacer shall equal the number of laps behind the motorized pacer. (art. 3.2.134).
- The competition will be organized according to the tables as shown in article 3.2.135 of the UCI Regulations.
- At the start, riders shall take their positions determined by the draw, directly behind the pacer, for at least the first lap, failing which the race shall be stopped and riders that failed to comply shall be disqualified (art. 3.2.139).
- A restart will take place immediately if a mishap occurs within the first half-lap. After the first half-lap no mishap will be taken into consideration. (art. 3.2.143)

- The riders must not pass the leading edge of the front wheel of the pacer before the pursuit line when he leaves the track. If not, the race will be stopped and rerun without the rider(s) at fault, which will be disqualified (art. 3.2.140).
- The coaches holding their riders in the start, are allowed to push them during the start but from a standstill position (2 feet on the ground at the same time).

### Madison

- Riders shall wear special number panels which will be distributed the day of the race at the commissaire's area inside the track. Numbers will be available at the latest 30 minutes prior to the start of the program.
- No feeding is permitted during the Madison race.

### Omnium

- The omnium is made of four events held over one day: Scratch, Tempo Race, Elimination and Points Race (art. 3.2.247).
- Riders shall be lined up in single file along the railing and in the sprinters lane in the order listed on the startlist. This order shall be based on the current UCI Omnium ranking.
- Any rider abandoning any of the events shall be considered to have abandoned the competition and shall be recorded in the final classification after the last placed rider with the provision "DNF" (did not finish) and no rank.
- Other than for the Elimination, any rider being withdrawn from any of the events shall be penalised with a deduction of 40 points and will be allocated the next available rank.
- In the case of the Scratch Race, any rider not finishing the race due to a fall, or not being able to return to the track during the final kilometre, will be allocated the next available ranking (and points) considering the number of riders remaining on the track at this moment (art. 3.2.251ter)
- In the case of the Scratch Race, a rider losing two laps will be penalised with a deduction of 40 points as per 3.2.251bis and may be withdrawn. Their ranking will be determined by the number of riders remaining on the track at this moment.
- In the Tempo Race, the first rider in each sprint shall be awarded 1 point, including the final lap. A gained lap will now be awarded 20 points. Please note that when a rider loses a lap in the Tempo Race, 20 points will be deducted from the total points of that race (article 3.2.262)
- In the case of the Points Race and of the Tempo Race, the rider not being able to return to the track during the final kilometre will have its place in the last sprint determined in consideration of the number of riders remaining on the track at this moment. (art. 3.2.251ter).

- Prior to the start of the Points Race, a current ranking with the Omnium points totals shall be drawn up, and riders will start the Points Race with these points accrued over the first three events.
- Riders shall add to, and lose from, their points totals based on laps gained and lost, and points won in sprints, during the Points Race.
- The winner of the Omnium shall be the rider who has obtained the highest total of points.
- In the event of a tie in the final ranking, the places in the final sprint of the last event, the Points Race, shall break the tie.

#### **Elimination (part of the Omnium race)**

- In accordance with the UCI regulations (articles 3.2.220 and 3.2.221), before the start of the race, riders must complete a neutralized lap riding in one bunch at a moderate speed. If this is not the case, the starter might extend the neutralized lap unless this criteria has been met.
- Every 2 lap the last rider, according to the position of his rear wheel on the finishing line, shall be eliminated.
- If one or more riders are lapped or abandon the race between sprints, they shall be the riders eliminated in the next sprint.
- In certain cases, the commissaires may decide to eliminate a rider other than the last rider in the sprint (for example, if a rider passes on the blue band).
- In all cases, the decision on which riders shall be eliminated must be made and announced prior to the riders crossing the pursuit line on the back straight after the elimination sprint. If no decision can be made by this time, then no riders shall be eliminated until the next sprint. This shall be indicated by a green flag on the start line.
- An eliminated rider shall leave the track immediately, failing which he shall be disqualified from the entire Omnium event.
- Riders eliminated shall be placed in inverse order according to the time of their elimination (for example, the first rider eliminated is placed last, the second rider eliminated is placed second last, etc.).
- The fact that a rider may gain a lap shall not count.
- In the case of a recognized mishap by one or more riders, as decided by the President of the Commissaires Panel, the race shall immediately be neutralized for a maximum distance of the number of laps closest to 1250 metres (5 laps) to allow the affected riders to return to the bunch. In the case where all riders on the track suffer a recognized mishap, the race shall be neutralized for a maximum of 3 minutes to allow the affected riders to return to the race.

The neutralization shall be indicated by a yellow flag on the start line and all riders on the track shall ride in a compact group at a moderate speed. No account shall be taken of the position of any riders off the front or back of the bunch at the time of the mishap.

- The race shall be restarted by the withdrawal of the yellow flag and the firing of the starter's pistol. Any riders not able to rejoin the race at this point shall be eliminated and their position determined according to the time of their elimination.

Except in the case when all riders on the track suffer a recognized mishap, once four or fewer riders remain on the track, no neutralization shall be granted, and any riders not finishing shall be eliminated and their position determined according to the time of their elimination.

- Coaches or Managers who instruct or encourage their rider to continue racing following the announcement of their elimination, will be penalised by a fine of CHF 200 as per UCI Regulation 12.1.007. Should a Coach or Manager commit a second offence of incorrect behaviour, he/she will be fined CHF 500 and will have their accreditation immediately revoked. Subject to the same penalties, no team representative can approach or try to dispute any decision made by Commissaires during the course of the race.

#### **Elimination (as a European Championship)**

- For the start of the race, riders shall lined up in single file along the railing and in the sprinters lane, according to the lots drawing during the Team Managers' meeting as follows:
  - ✓ Even numbers: in the sprinters lane
  - ✓ Odd numbers: in the railing
- The coaches holding their rider in the sprinters lane are allowed to push them during the start but from a standstill position (2 feet on the ground at the same time).

v

## INFORMATIONS TECHNIQUES – RAPPEL DES DISPOSITIONS

### Général

- *Si des coureurs portant le même équipement vestimentaire prennent part à la même course, ils devront porter un signe distinctif clair.*
- *Les coureurs ne peuvent porter aucun objet sur eux ou sur leur bicyclette qui pourrait tomber sur la piste.  
Tout dispositif électronique avec affichage doit être dissimulé de la vue du coureur de sorte qu'il ne puisse pas être lu par ce dernier.*
- *Les vélos de route ne sont pas autorisés sur la piste, y compris la zone de sécurité.*

### Comportement des coureurs

- *Les coureurs doivent s'abstenir de toute entente et de toute manoeuvre ou mouvement susceptible de fausser le déroulement ou le résultat de la course. En cas d'entente entre coureurs, les commissaires peuvent disqualifier les coureurs concernés.  
De plus, les coureurs roulants sur la piste doivent en tout temps être en plein contrôle de la bicyclette et avoir au moins une main sur le guidon (ou le cintre supplémentaire).  
(art. 3.2.002)*

### Neutralisation

- *Sans préjudice aux règlements spécifiques, dans une épreuve en peloton, en cas d'accident reconnu d'un coureur ou des deux coureurs d'une équipe de Madison, le coureur ou l'équipe aura droit à une neutralisation pour le nombre de tours le plus proche de 1250 mètres (5 tours sur une piste de 250m) comptés à partir du moment de l'accident jusqu'à ce qu'ils/elles aient repris la position qu'ils/elles occupaient avant l'accident.  
Au-delà de cette distance, les coureurs ou les équipes commenceront à perdre des tours jusqu'à ce qu'il(s)/elle(s) aient repris la position qu'il(s)/elle(s) occupaient avant l'accident.  
Les coureurs ou les équipes neutralisé(e)s ne peuvent pas rejoindre la piste dans le dernier kilomètre. Dans le cas où, ce dernier kilomètre commence dans le délai de la période de neutralisation autorisée à la suite d'un accident reconnu et que les coureurs ne peuvent pas remonter en piste avant le début du dernier kilomètre, ces coureurs ou équipes neutralisé(e)s doivent figurer dans les classements finaux en fonction des points accumulés avant l'accident.  
(art. 3.2.020bis, modifié au 01.10.19)*

### **Nouveau départ dans les épreuves chronométrées**

- *Dans chaque manche d'une épreuve chronométrée, une équipe ou un coureur ne sera autorisé(e) à prendre que deux départs. Un nouveau départ sera donné soit à la suite d'un faux départ, soit à la suite d'un accident. Une équipe/un coureur qui provoque un nouveau faux départ ou subit un nouvel incident lors du tour de qualification est éliminé(e) (DNF). Une équipe/un coureur qui provoque un nouveau faux départ ou subit un nouvel incident lors du premier tour est relégué(e). Une équipe/un coureur qui provoque un nouveau faux départ ou subit un nouvel incident lors des finales perd sa finale. (art. 3.2.021ter)*

### **Prolongateur et position de la selle**

- *Depuis le 1 janvier 2014, une seule dérogation pour causes morphologiques peut être demandée entre l'avancement des prolongateurs ou du bec de la selle, selon l'article 1.3.023. Pour les coureurs mesurant 190 cm ou plus, la distance horizontale entre les lignes verticales passant par l'axe du boîtier de pédalier et l'extrémité des prolongateurs, tous accessoires compris, peut être prolongée à 85 cm. Dans ce cas spécifique le Directeur Sportif doit en informer les Commissaires lors de la vérification des licences, ou immédiatement après la réunion des chefs des équipes.*
- *Pour le prolongateur, la différence de hauteur entre support du coude et le point le plus haut et le plus bas de l'avancement du prolongateur doit être moins de 10 cm.*

### **Vitesse et 200 mètres contre la montre**

- *Les coureurs devront porter 2 dossards lors de l'épreuve des 200 mètres.*
- *En cas d'ex-æquo les coureurs concernés sont départagés selon le meilleur temps réalisé lors des 100 derniers mètres. Dans l'éventualité où les coureurs sont toujours ex-æquo, les coureurs sont départagés par tirage au sort.*

### **Poursuite individuelle**

- *Les championnats se déroulent comme suit: les deux coureurs les plus rapides du tour de qualification contesteront la finale pour la première et la deuxième place et les coureurs avec le troisième et le quatrième temps disputeront la finale pour la troisième et la quatrième place.*
- *Les coureurs restants seront classés conformément aux temps enregistrés dans la qualification.*

### **Poursuite par équipes**

- *L'épreuve pour hommes et pour femmes se déroule sur quatre (4) kilomètres avec des équipes de quatre (4) coureurs.*

- *Les équipes sont composées de coureurs inscrits pour cette épreuve. La composition de l'équipe peut varier d'une manche à l'autre. Une équipe incomplète au sens de l'article 3.2.077 ne peut pas prendre le départ.*
- *Les coureurs de chaque équipe sont placés les uns à côté des autres sur la ligne de départ. La distance latérale entre chaque coureur doit être égale 1 mètre.*
- *Le tournoi est organisé en 3 phases selon les règlements de l'UCI sur piste, article 3.2.085.*
- *Lors des deux dernières manches du premier tour de compétition, si une équipe rejoint l'autre, l'équipe qui rejoint l'autre équipe est déclarée vainqueur et s'arrête dès que possible afin de permettre à l'autre équipe de terminer la distance et ainsi d'enregistrer un temps. Dans ce cas, si une équipe ou les deux rattrapent leurs adversaires, les temps du tour de qualification serviront à déterminer laquelle des deux équipes terminera du côté de la ligne d'arrivée.  
Lors des finales, si une équipe est rejointe par l'autre, la course est terminée et cette autre équipe est déclarée vainqueur.*

*Dans les deux situations ci-dessus, un coup de revolver indique la fin de la course au moment où chaque équipe passe sa ligne d'arrivée, la distance terminée ou au moment où une équipe rejoint l'autre.*

### **Vitesse par équipes**

- *Lors des séries qualificatives, chaque équipe courra contre la montre.  
Selon le nombre d'équipes inscrites, le Collège des Commissaires peut décider d'effectuer les séries qualificatives avec deux équipes dans chaque série (art. 3.2.144 bis)*
- *Les coureurs de chaque équipe sont placés soit les uns à côté des autres sur la ligne de départ.  
La distance latérale entre chaque coureur doit être 1,5 mètre.*
- *A l'accomplissement de son tour, l'avant de la roue avant du coureur de tête doit franchir la ligne de poursuite devant la partie avant de la roue avant du coureur suivant. Ensuite, le coureur de tête doit d'écarter immédiatement dans les 15 mètres après la ligne de poursuite (art. 3.2.153).*
- *Le tournoi est organisé en 3 phases selon les règlements de l'UCI sur piste, article 3.2.145.*
- *La côte d'azur sera rendue impraticable au moyen de bourrelets en matière synthétique d'une longueur de 50 cm, disposés à 5 mètres, 10 mètres et à 15 mètres des lignes de poursuites. Aucun autre bourrelet ne doit être placé sur la côte d'azur.  
(art. 3.2.149bis)*

### **Keirin**

- *Les coureurs s'affrontent dans un sprint après avoir complété un certain nombre de tour derrière un meneur à vélomoteur qui quitte la piste à 3 tours de la fin.*
- *L'épreuve se déroule sur une distance totale où le nombre de tours derrière le vélomoteur doit être égal au nombre de tours sans le vélomoteur.*  
*(art. 3.2.134).*
- *La compétition sera organisée selon les tableaux se trouvant à l'article 3.2.135 de la Règlementation UCI.*
- *Au départ, les coureurs doivent prendre les positions déterminées par le tirage au sort, directement derrière le meneur, pour au moins un tour, faute de quoi la course sera arrêtée et les coureurs en faute seront disqualifiés (art. 3.2.139).*
- *Un nouveau départ sera donné immédiatement si un accident se produit dans le premier demi-tour. Après le premier demi-tour aucun accident ne sera pris en considération.*  
*(art. 3.2.143).*
- *Les coureurs ne doivent pas passer l'avant de la roue avant du vélomoteur avant la ligne de poursuite lorsque le vélomoteur quitte la piste, faute de quoi la course sera arrêtée et recourue sans le ou les coureurs fautifs qui seront disqualifiés (art. 3.2.140).*
- *Les entraîneurs des coureurs placés pur prendre le départ, pourront pousser ces dernier lors du départ mais en maintenant les 2 pieds au sol immobiles.*

### **Madison**

- *Les coureurs porteront les numéros de dossard différents. Leur remise s'effectuera le jour de la course, 30 minutes au plus tard avant le début du programme de la journée, dans la zone des commissaires.*
- *Le ravitaillement pendant la course Madison n'est pas autorisé.*

### **Omnium**

- *L'Omnium est constitué de quatre épreuves organisées sur un jour: Scratch, Course Tempo, Elimination et Course aux Points (art. 3.2.247 au 14.10.16).*
- *Les coureurs doivent être en file indienne le long de la balustrade et dans le couloir des sprinters dans l'ordre de la liste de départ. Cet ordre doit être basé sur le classement actuel de l'omnium.*
- *Tout coureur abandonnant l'une des épreuves sera considéré comme ayant abandonné la compétition et figurera après le dernier coureur classé au classement final avant la mention DNF (n'a pas terminé) et pas de rang.*



- *Sauf pour l'Elimination, tout coureur étant retiré de toute autre épreuve sera pénalisé par une déduction de 40 points et le prochain rang disponible sera attribué.*
- *Dans la course Scratch, tout coureur ne terminant pas la course en raison d'une chute ou ne pouvant pas remonter en piste dans le dernier kilomètre, se verra attribuer le prochain rang disponible (et les points) en considération du nombre de coureurs restant en piste à ce moment (art. 3.2.251ter).*
- *Dans la course scratch, un coureur qui perd deux tours sera pénalisé par une déduction de 40 points conformément à l'art. 3.2.251bis et pourrait être retiré. Son classement sera déterminé par le nombre de coureurs restants en piste à ce moment.*
- *Dans la Course Tempo, il est attribué 1 point au premier coureur de chaque sprint, y compris pour le sprint final. 20 points seront accordés pour un tour gagné. Veuillez noter que lorsqu'un coureur perd un tour dans la Course Tempo, 20 points seront soustraits du total de points pour cette course (article 3.2.262).*
- *Dans la Course aux Points et la Course Tempo, le coureur ne pouvant pas remonter en piste dans le dernier kilomètre verra sa place dans le sprint final déterminé en considération du nombre de coureurs restants en piste à ce moment (art. 3.2.251ter).*
- *Les coureurs ajouteront ou perdront des points de leur total de points, sur la base des tours gagnés et perdus ainsi que sur la base des points remportés lors des sprints durant la Course aux Points.*
- *Le gagnant de l'Omnium sera le coureur ayant obtenu le plus haut total de points.*
- *En cas d'ex-æquo au classement final, les places lors des sprints finaux de la dernière épreuve, la Course aux Points, les départagera.*

#### **Elimination (part de l'Omnium)**

- *Conformément aux règlements UCI article 3.2.220 et 3.2.221, avant le départ de l'épreuve, les coureurs effectueront un tour neutralisé qui devra être parcouru en groupe compact et à une vitesse modérée. Si cela ne sera pas le cas le Juge starter peut prolonger ce tour neutralisé jusqu'à ce point soit respecté.*
- *Après deux tour le dernier coureur, selon la position de la roue arrière sur la ligne d'arrivée, est éliminé.*
- *Si un ou plusieurs coureurs sont dépassés ou abandonnent la course entre deux sprints, ce seront eux qui seront éliminés au prochain sprint.*
- *Dans certains cas, les commissaires peuvent décider d'éliminer un coureur autre que le dernier coureur du sprint (par exemple, si un coureur passe sur la côte d'azur).*

- *Dans tous les cas, la décision concernant les coureurs devant être éliminés doit être prise et annoncée avant que les coureurs ne passent la ligne de poursuite sur la ligne opposée après le sprint éliminatoire. Si aucune décision ne peut être prise dans ce délai, aucun coureur ne sera éliminé avant le prochain sprint. Ceci doit être indiqué par un drapeau vert sur la ligne de départ.*
- *Un coureur éliminé doit quitter la piste immédiatement, faute de quoi il se verra disqualifié de l'Omnium en intégralité.*
- *Les coureurs éliminés doivent être classés en ordre inverse selon le moment de leur élimination (par exemple, le premier coureur éliminé est classé dernier, le second coureur éliminé est classé avant dernier, etc.).*
- *Un tour gagné ne compte pas.*
- *En cas d'accident reconnu impliquant un ou plusieurs coureurs, selon la décision du Président du Collège des Commissaires, la course sera immédiatement neutralisée pour une distance maximum équivalente au nombre de tours approchant le plus près la distance de 1250 mètres (5 tours) afin de permettre aux coureurs impliqués de retourner dans le peloton. Dans le cas où tous les coureurs en piste sont victime d'un accident reconnu, la course sera neutralisée pour une durée maximum de trois minutes, afin de permettre aux coureurs affectés de remonter en piste.*
- *La neutralisation est indiquée par un drapeau jaune sur la ligne d'arrivée et tous les coureurs en piste doivent rouler en groupe compact à une vitesse modérée. La position de tout coureur échappé ou lâché au moment de l'accident n'est pas prise en compte.*
- *La course est reprise au moment du retrait du drapeau jaune et au coup de revolver du starter. Tout coureur incapable de reprendre la course à cet instant est éliminé et sa position déterminée selon le moment de son élimination.*
- *A l'exception du cas où tous les coureurs en piste sont victime d'un accident reconnu, du moment qu'il ne reste que quatre coureurs au moins en piste, aucune neutralisation ne sera accordée et tout coureur ne finissant pas l'épreuve sera éliminé et sa position déterminée selon le moment de son élimination.*
- *Les entraîneurs ou managers qui instruisent ou encouragent leur coureur à continuer à courir suite à l'annonce de leur élimination seront sanctionnés d'une amende de CHF 200, conformément à l'article 12.1.007 de l'UCI. Si un entraîneur ou un manager commet une deuxième infraction de comportement incorrect, il sera condamné à une amende de 500 CHF et son accréditation sera immédiatement révoquée. Sous réserve des mêmes peines, aucun représentant de l'équipe ne peut aborder ou tenter de contester une décision prise par les Commissaires au cours de la course.*

**Elimination (épreuve Championnat d'Europe)**

- *La composition de la liste de départ sera effectuée par tirage au sort. Les coureurs seront placés à la balustrade externe et au couloir des sprinters comme suit:*
  - ✓ *Numéros pair : dans le couloir des sprinters*
  - ✓ *Numéros impair: à la balustrade externe.*
- *Les entraîneurs des coureurs placés au couloir des sprinters pourront pousser ces dernier lors du départ mais en maintenant les 2 pieds au sol immobiles.*

16-20 October 2019

Communiqué no. 5

**LIST OF ENTERED NATIONS / LISTE DES NATIONS ENGAGEES**

<b>ARMENIA</b>
<b>AUSTRIA</b>
<b>BELARUS</b>
<b>BELGIUM</b>
<b>CZECH REPUBLIC</b>
<b>DENMARK</b>
<b>FRANCE</b>
<b>GERMANY</b>
<b>GREAT BRITAIN</b>
<b>GREECE</b>
<b>HUNGARY</b>
<b>IRELAND</b>
<b>ITALY</b>
<b>LATVIA</b>
<b>LITHUANIA</b>
<b>NETHERLANDS</b>
<b>NORWAY</b>
<b>POLAND</b>
<b>PORTUGAL</b>
<b>ROMANIA</b>
<b>RUSSIAN FEDERATION</b>
<b>SLOVAKIA</b>
<b>SPAIN</b>
<b>SWITZERLAND</b>
<b>UKRAINE</b>

INSTITUTIONAL PARTNERS



Ministerie van Volksgezondheid,  
Welzijn en Sport

provincie  
Gelderland

Apeldoorn

Libéma



OFFICIAL SPONSORS

GLE



SHIMANO KOGA



LOCAL ORGANISING COMMITTEE



Libéma  
Profycling



OFFICIAL SUPPLIERS



AUTO  
HUIS

EICKHOF

16-20 October 2019

Communiqué n° 6

**Men Elite  
List of Participants**

Bib	Name		Nation	Team	UCI ID
1	STEPANYAN	Edgar	ARM	ARMENIA	10009964914
2	GÖTZINGER	Valentin	AUT	AUSTRIA	10035062450
3	GRAF	Andreas	AUT	AUSTRIA	10002931606
4	MASTALLER	Stefan	AUT	AUSTRIA	10009486984
5	MATZNER	Stefan	AUT	AUSTRIA	10007294481
6	MÜLLER	Andreas	AUT	AUSTRIA	10002419021
7	AKHRAMENKA	Yauheni	BLR	BELARUS	10009050181
8	HLOVA	Aliaksandr	BLR	BELARUS	10015977803
9	KARALIOK	Yauheni	BLR	BELARUS	10009166682
10	NOVIK	Uladzislau	BLR	BELARUS	10009049979
11	RAMANAU	Raman	BLR	BELARUS	10007891336
12	SHEMETAU	Mikhail	BLR	BELARUS	10009492240
13	TSISHCHANKA	Hardzei	BLR	BELARUS	10009032805
14	TSISHKOU	Raman	BLR	BELARUS	10009033209
15	ZAITSAU	Artsiom	BLR	BELARUS	10009017243
16	DE KETELE	Kenny	BEL	BELGIUM	10003246753
17	DE VYLDER	Lindsay	BEL	BELGIUM	10009009866
18	GHYS	Robbe	BEL	BELGIUM	10009991182
19	HERREGODTS	Rune	BEL	BELGIUM	10015281524
20	HESTERS	Jules	BEL	BELGIUM	10010771226
21	THIJSSSEN	Gerben	BEL	BELGIUM	10010771327
22	VAN DEN BOSSCHE	Fabio	BEL	BELGIUM	10016485839
23	WEEMAES	Sasha	BEL	BELGIUM	10011139624
24	BÁBEK	Tomáš	CZE	CZECH REPUBLIC	10004612534
25	BABOR	Daniel	CZE	CZECH REPUBLIC	10015327903
26	ČECHAN	Martin	CZE	CZECH REPUBLIC	10010166590
27	KELEMEN	Pavel	CZE	CZECH REPUBLIC	10006422895
28	KRAUS	Jan	CZE	CZECH REPUBLIC	10007503437
29	PIETRULA	Nicolas	CZE	CZECH REPUBLIC	10008988648
30	SOJKA	David	CZE	CZECH REPUBLIC	10008950858
31	WAGNER	Robin	CZE	CZECH REPUBLIC	10007294683
32	HANSEN	Lasse norman	DEN	DENMARK	10006883344
33	JOHANSEN	Julius	DEN	DENMARK	10015221102
34	MADSEN	Frederik	DEN	DENMARK	10010176900
35	MALMBERG	Matias gunnar	DEN	DENMARK	10036503104
36	MORKOV	Michael	DEN	DENMARK	10003308993

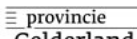
Report printed: 15/10/2019 17:59



[www.veloresults.com](http://www.veloresults.com)

TCM v2 Page 1/5

INSTITUTIONAL PARTNERS



LOCAL ORGANISING COMMITTEE



OFFICIAL SPONSORS



OFFICIAL SUPPLIERS



16-20 October 2019

Communiqué n° 6

**Men Elite  
List of Participants**

<b>Bib</b>	<b>Name</b>		<b>Nation</b>	<b>Team</b>	<b>UCI ID</b>
37	PEDERSEN	Rasmus	DEN	DENMARK	10010826089
38	BAUGE	Grégory	FRA	FRANCE	10003096708
39	COQUARD	Bryan	FRA	FRANCE	10006895064
40	D'ALMEIDA	Michael	FRA	FRANCE	10004618796
41	ERMENAUULT	Corentin	FRA	FRANCE	10009155972
42	HELAL	Rayan	FRA	FRANCE	10015683567
43	KNEISKY	Morgan	FRA	FRANCE	10003310714
44	LAFARGUE	Quentin	FRA	FRANCE	10005930724
45	LANDERNEAU	Melvin	FRA	FRANCE	10010713329
46	MAITRE	Florian	FRA	FRANCE	10010589350
47	PIJOURLET	Louis	FRA	FRANCE	10009493250
48	TABELLION	Valentin	FRA	FRANCE	10015907071
49	THOMAS	Benjamin	FRA	FRANCE	10009104341
50	VIGIER	Sébastien	FRA	FRANCE	10010678569
51	BEYER	Maximilian	GER	GERMANY	10007499191
52	BICHLER	Timo	GER	GERMANY	10015171992
53	DÖRNBACH	Maximilian	GER	GERMANY	10007779683
54	ENGLER	Eric	GER	GERMANY	10006665496
55	GROB	Felix	GER	GERMANY	10010186701
56	JURCZYK	Marc	GER	GERMANY	10009178002
57	REINHARDT	Theo	GER	GERMANY	10005967403
58	ROHDE	Leon	GER	GERMANY	10045481664
59	SCHOMBER	Nils	GER	GERMANY	10007897093
60	WEINSTEIN	Domenic	GER	GERMANY	10007895780
61	LEVY	Maximilian	GER	GERMANY	10004601723
62	CARLIN	Jack	GBR	GREAT BRITAIN	10009967641
63	CLANCY	Edward	GBR	GREAT BRITAIN	10003293233
64	HAYTER	Ethan	GBR	GREAT BRITAIN	10010182051
65	KENNY	Jason	GBR	GREAT BRITAIN	10004599194
66	OWENS	Ryan	GBR	GREAT BRITAIN	10009316024
67	TANFIELD	Charlie	GBR	GREAT BRITAIN	10014741455
68	TRUMAN	Joseph	GBR	GREAT BRITAIN	10017950943
69	WALLS	Matthew	GBR	GREAT BRITAIN	10010171038
70	WOOD	Oliver	GBR	GREAT BRITAIN	10008663700
71	VOLIKAKIS	Christos	GRE	GREECE	10004633247
72	VOLIKAKIS	Zafeiris	GRE	GREECE	10005505439

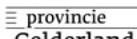
Report printed: 15/10/2019 17:59



www.veloresults.com

TCM v2 Page 2/5

INSTITUTIONAL PARTNERS



LOCAL ORGANISING COMMITTEE



OFFICIAL SPONSORS



OFFICIAL SUPPLIERS



16-20 October 2019

Communiqué n° 6

**Men Elite**  
**List of Participants**

<b>Bib</b>	<b>Name</b>		<b>Nation</b>	<b>Team</b>	<b>UCI ID</b>
73	FILUTÁS	Viktor	HUN	HUNGARY	10009520532
74	LOVASSY	Krisztián	HUN	HUNGARY	10004610413
75	SZALONTAY	Sándor	HUN	HUNGARY	10007073506
76	DOWNEY	Mark	IRL	IRELAND	10009513761
77	ENGLISH	Felix	IRL	IRELAND	10007513036
78	RYAN	Fintan	IRL	IRELAND	10010713632
79	YOUNG	Xeno	IRL	IRELAND	10016143208
80	CECI	Francesco	ITA	ITALY	10006073493
81	CONSONNI	Simone	ITA	ITALY	10007890730
82	GANNA	Filippo	ITA	ITALY	10009164056
83	LAMON	Francesco	ITA	ITALY	10008680672
84	MILAN	Jonathan	ITA	ITALY	10030115147
85	PLEBANI	Davide	ITA	ITALY	10009184668
86	SCARTEZZINI	Michele	ITA	ITALY	10006891630
87	VIVIANI	Elia	ITA	ITALY	10005502914
88	KORNILOVS	Vitalijs	LAT	LATVIA	10005436731
89	JONAUSKAS	Svajunas	LTU	LITHUANIA	10009181032
90	LENDEL	Vasilijus	LTU	LITHUANIA	10009181234
91	BOS	Theo	NED	NETHERLANDS	10050887493
92	BÜCHLI	Matthijs	NED	NETHERLANDS	10006900421
93	HAVIK	Yoeri	NED	NETHERLANDS	10006502014
94	HOOGLAND	Jeffrey	NED	NETHERLANDS	10007379761
95	LAVREYSEN	Harrie	NED	NETHERLANDS	10009535686
96	LIGTLEE	Sam	NED	NETHERLANDS	10009972994
97	PIETERS	Roy	NED	NETHERLANDS	10004780565
98	STROETINGA	Wim	NED	NETHERLANDS	10003096001
99	VAN DEN BERG	Roy	NED	NETHERLANDS	10005276578
100	VAN SCHIP	Jan willem	NED	NETHERLANDS	10008881948
101	BIELECKI	Maciej	POL	POLAND	10005641037
102	KRAWCZYK	Szymon	POL	POLAND	10010807093
103	MAKSEL	Krzysztof	POL	POLAND	10006902239
104	PROKOPYSZYN	Filip	POL	POLAND	10048871917
105	RAJKOWSKI	Patryk	POL	POLAND	10009176281
106	RUDYK	Bartosz	POL	POLAND	10010184172
107	RUDYK	Mateusz	POL	POLAND	10009079382
108	SAJNOK	Szymon	POL	POLAND	10009640063

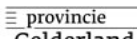
Report printed: 15/10/2019 17:59



www.veloresults.com

TCM v2 Page 3/5

INSTITUTIONAL PARTNERS



LOCAL ORGANISING COMMITTEE



OFFICIAL SPONSORS



OFFICIAL SUPPLIERS



16-20 October 2019

Communiqué n° 6

**Men Elite**  
**List of Participants**

<b>Bib</b>	<b>Name</b>		<b>Nation</b>	<b>Team</b>	<b>UCI ID</b>
109	SARNECKI	Rafal	POL	POLAND	10005953154
110	STANISZEWSKI	Daniel	POL	POLAND	10009726050
111	ZIOLKOWSKI	Wojciech	POL	POLAND	10003202903
112	LEITÃO	Iúri	POR	PORTUGAL	10010800831
113	MARTINGIL	César	POR	PORTUGAL	10009074736
114	OLIVEIRA	Rui	POR	PORTUGAL	10009191136
115	CRISTA	Daniel	ROM	ROMANIA	10007390370
116	SZABO	Norbert	ROM	ROMANIA	10055137915
117	DMITRIEV	Denis	RUS	RUSSIA	10003100142
118	ERSHOV	Artur	RUS	RUSSIA	10005747939
119	GONOV	Lev	RUS	RUSSIA	10023524100
120	KULIKOV	Vladislav	RUS	RUSSIA	10009194772
121	MANAKOV	Viktor	RUS	RUSSIA	10006886576
122	ROSTOVTSEV	Sergei	RUS	RUSSIA	10009737568
123	SHARAPOV	Alexander	RUS	RUSSIA	10007897295
124	SMIRNOV	Ivan	RUS	RUSSIA	10015314361
125	SYRITSA	Gleb	RUS	RUSSIA	10034936653
126	TKACHEV	Aleksei	RUS	RUSSIA	10006065817
127	YAKUSHEVSKIY	Pavel	RUS	RUSSIA	10004640220
128	BERSENEV	Nikita	RUS	RUSSIA	10034952922
129	SVESHNIKOV	Kirill	RUS	RUSSIA	10006795438
130	EVTUSHENKO	Alexander	RUS	RUSSIA	10008705025
131	CHREN	Martin	SVK	SLOVAKIA	10010948553
132	KUBIŠ	Lukáš	SVK	SLOVAKIA	10023479135
133	JIMENEZ ELIZONDO	Ekain	ESP	SPAIN	10041041993
134	MARTINEZ CHORRO	Alejandro	ESP	SPAIN	10011152354
135	MORA VEDRI	Sebastian	ESP	SPAIN	10019037545
136	MORENO SANCHEZ	Jose	ESP	SPAIN	10007502427
137	PELEGRI FERRANDIS	Oscar	ESP	SPAIN	10011233994
138	PERALTA GASCON	Juan	ESP	SPAIN	10006552534
139	TORRES BARCELO	Albert	ESP	SPAIN	10005934360
140	BISSEGGGER	Stefan	SUI	SWITZERLAND	10010118393
141	FROIDEVAUX	Robin	SUI	SWITZERLAND	10010118494
142	IMHOF	Claudio	SUI	SWITZERLAND	10005865551
143	RÜEGG	Lukas	SUI	SWITZERLAND	10009503455
144	SCHIR	Thery	SUI	SWITZERLAND	10007224258

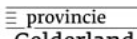
Report printed: 15/10/2019 17:59



www.veloresults.com

TCM v2 Page 4/5

INSTITUTIONAL PARTNERS



LOCAL ORGANISING COMMITTEE



OFFICIAL SPONSORS



OFFICIAL SUPPLIERS





16-20 October 2019

Communiqué n° 6

**Men Elite  
List of Participants**

<b>Bib</b>	<b>Name</b>		<b>Nation</b>	<b>Team</b>	<b>UCI ID</b>
145	THIÉBAUD	Valère	SUI	SWITZERLAND	10014936566
146	THIÈRY	Cyrille	SUI	SWITZERLAND	10006216367
147	CHEBANETS	Tadey-ivan	UKR	UKRAINE	10010903891
148	DZHUS	Volodymyr	UKR	UKRAINE	10007892447
149	GLADYSH	Roman	UKR	UKRAINE	10009166581
150	HRYNIV	Vitaliy	UKR	UKRAINE	10009033310
151	KRYVYCH	Oleksandr	UKR	UKRAINE	10088412854
152	MOSHCHONSKYI	Oleksandr	UKR	UKRAINE	10014667188
153	TSARENKO	Kyrylo	UKR	UKRAINE	10089663548
154	SHCHERBAN	Vladiislav	UKR	UKRAINE	10011145280
155	STOVBETSKYI	Dmytro	UKR	UKRAINE	10090555241

Communiqué approved by the Secretary of the Commissaires Panel

16-20 October 2019

Communiqué n° 7

**Women Elite  
List of Participants**

Bib	Name		Nation	Team	UCI ID
1	EBERHARDT	Verena	AUT	AUSTRIA	10008670770
2	PIVOVAROVA	Polina	BLR	BELARUS	10008920950
3	SALAUYEVA	Aksana	BLR	BELARUS	10015326990
4	SAVENKA	Ina	BLR	BELARUS	10008946717
5	SAVENKA	Karalina	BLR	BELARUS	10010177809
6	SHARAKOVA	Tatsiana	BLR	BELARUS	10002669605
7	TSERAH	Hanna	BLR	BELARUS	10010177910
8	BOSSUYT	Shari	BEL	BELGIUM	10015334872
9	CROKET	Gilke	BEL	BELGIUM	10007077647
10	DEGRENDELE	Nicky	BEL	BELGIUM	10009134956
11	D'HOORE	Jolien	BEL	BELGIUM	10004779050
12	DOM	Annelies	BEL	BELGIUM	10007860014
13	KOPECKY	Lotte	BEL	BELGIUM	10007350459
14	HOCHMANN	Lucie	CZE	CZECH REPUBLIQUE	10006602246
15	JABORNÍKOVÁ	Veronika	CZE	CZECH REPUBLIQUE	10047201594
16	KAŇKOVSKÁ	Sára	CZE	CZECH REPUBLIQUE	10010167402
17	KOHOUTKOVÁ	Katerina	CZE	CZECH REPUBLIQUE	10010777791
18	MACHAČOVÁ	Jarmila	CZE	CZECH REPUBLIQUE	10004738937
19	ŠEVČÍKOVÁ	Petra	CZE	CZECH REPUBLIQUE	10015336791
20	DIDERIKSEN	Amalie	DEN	DENMARK	10009487085
21	LETH	Julie	DEN	DENMARK	10006324279
22	SCHMIDT	Trine	DEN	DENMARK	10004631732
23	BERTEAU	Victoire	FRA	FRANCE	10015338916
24	BORRAS	Marion	FRA	FRANCE	10009989970
25	COPPONI	Clara	FRA	FRANCE	10015328711
26	DEMAY	Coralie	FRA	FRANCE	10007773825
27	FORTIN	Valentine	FRA	FRANCE	10015339017
28	GROS	Mathilde	FRA	FRANCE	10015528367
29	LE NET	Marie	FRA	FRANCE	10023522278
30	BECKER	Charlotte	GER	GERMANY	10002523701
31	BRAUßE	Franziska	GER	GERMANY	10010169220
32	BRENNAUER	Lisa	GER	GERMANY	10004602935
33	FRIEDRICH	Lea sophie	GER	GERMANY	10015171184
34	GRABOSCH	Pauline sophie	GER	GERMANY	10010169624
35	HINZE	Emma	GER	GERMANY	10010652196
36	KLEIN	Lisa	GER	GERMANY	10008965814

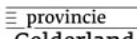
Report printed: 15/10/2019 18:00



www.veloresults.com

TCM v2 Page 1/4

INSTITUTIONAL PARTNERS



LOCAL ORGANISING COMMITTEE



OFFICIAL SPONSORS



OFFICIAL SUPPLIERS



16-20 October 2019

Communiqué n° 7

**Women Elite  
List of Participants**

Bib	Name		Nation	Team	UCI ID
37	KRÖGER	Mieke	GER	GERMANY	10007520110
38	STOCK	Gudrun	GER	GERMANY	10008696234
39	ARCHIBALD	Katie	GBR	GREAT BRITAIN	10008789695
40	BARKER	Elinor	GBR	GREAT BRITAIN	10008091194
41	CAPEWELL	Sophie	GBR	GREAT BRITAIN	10010171442
42	DICKINSON	Eleanor	GBR	GREAT BRITAIN	10010170634
43	EVANS	Neah	GBR	GREAT BRITAIN	10010781532
44	KENNY	Laura	GBR	GREAT BRITAIN	10007189300
45	MARCHANT	Katy	GBR	GREAT BRITAIN	10009195883
46	NELSON	Emily	GBR	GREAT BRITAIN	10009513862
47	BORISSZA	Johanna kitti	HUN	HUNGARY	10010663415
48	BOYLAN	Lydia	IRL	IRELAND	10008975716
49	GILLESPIE	Lara	IRL	IRELAND	10016636692
50	GRIFFIN	Mia	IRL	IRELAND	10062151116
51	GURLEY	Lydia	IRL	IRELAND	10010751119
52	MCCURLEY	Shannon	IRL	IRELAND	10007056631
53	MCMULLAN	Eimer	IRL	IRELAND	10062860832
54	MURPHY	Kelly	IRL	IRELAND	10015835030
55	SHARPE	Alice	IRL	IRELAND	10016236063
56	STEWART	Robyn	IRL	IRELAND	10018638431
57	WALSH	Orla	IRL	IRELAND	10016235255
58	ALZINI	Martina	ITA	ITALY	10010713228
59	BALSAMO	Elisa	ITA	ITALY	10010182657
60	BISSOLATI	Elena	ITA	ITALY	10010713935
61	CAVALLI	Marta	ITA	ITALY	10011143260
62	CONFALONIERI	Maria giulia	ITA	ITALY	10007278822
63	FIDANZA	Martina	ITA	ITALY	10015662349
64	GUAZZINI	Vittoria	ITA	ITALY	10015339118
65	PATERNOSTER	Letizia	ITA	ITALY	10015336387
66	VALSECCHI	Silvia	ITA	ITALY	10002526125
67	VECE	Miriam	ITA	ITALY	10010714137
68	BALEIŠYTE	Olivija	LTU	LITHUANIA	10010807905
69	KRUPECKAITE	Simona	LTU	LITHUANIA	10002501368
70	MAROZAITE	Migle	LTU	LITHUANIA	10010640880
71	ŠUMSKYTĖ	Viktorija	LTU	LITHUANIA	10036578276
72	BRASPENNINCX	Shanne	NED	NETHERLANDS	10007618524

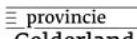
Report printed: 15/10/2019 18:00



www.veloresults.com

TCM v2 Page 2/4

INSTITUTIONAL PARTNERS



LOCAL ORGANISING COMMITTEE



OFFICIAL SPONSORS



OFFICIAL SUPPLIERS



16-20 October 2019

Communiqué n° 7

**Women Elite  
List of Participants**

Bib	Name		Nation	Team	UCI ID
73	DE ZOETE	Mylene	NED	NETHERLANDS	10015509977
74	LAMBERINK	Kyra	NED	NETHERLANDS	10009125458
75	PIETERS	Amy	NED	NETHERLANDS	10004779252
76	VAN DER HULST	Amber	NED	NETHERLANDS	10015509775
77	VAN DER PEET	Steffie	NED	NETHERLANDS	10014699726
78	VAN HAAFTEN	Kirstie	NED	NETHERLANDS	10015510381
79	VAN RIESSEN	Laurine	NED	NETHERLANDS	10010579448
80	VAN TEESELING	Bente	NED	NETHERLANDS	10014173502
81	WILD	Kirsten	NED	NETHERLANDS	10002919175
82	STENBERG	Anita yvonne	NOR	NORWAY	10008956114
83	KACZKOWSKA	Justyna	POL	POLAND	10010945725
84	KARASIEWICZ	Karolina	POL	POLAND	10006902643
85	KARWACKA	Marlena	POL	POLAND	10010098589
86	LOS	Urszula	POL	POLAND	10007793326
87	PAWLOWSKA	Katarzyna	POL	POLAND	10006436336
88	PIETRZAK	Lucja	POL	POLAND	10008690271
89	PIKULIK	Daria	POL	POLAND	10009988556
90	PIKULIK	Wiktoria	POL	POLAND	10010201148
91	PLOSAJ	Nikol	POL	POLAND	10009232966
92	SIBIAK	Nikola	POL	POLAND	10016111983
93	MARTINS	Maria	POR	PORTUGAL	10015577574
94	MUDRAYA	Evgenia	RUS	RUSSIA	10004623244
95	DRONOVA	Tamara	RUS	RUSSIA	10007272253
96	KLIMOVA	Diana	RUS	RUSSIA	10009183557
97	MALKOVA	Daria	RUS	RUSSIA	10015267578
98	NOVOLODSKAYA	Maria	RUS	RUSSIA	10014629705
99	ROGOVAYA	Ekaterina	RUS	RUSSIA	10050548094
100	ROSTOVTSEVA	Maria	RUS	RUSSIA	10014629604
101	SHMELEVA	Daria	RUS	RUSSIA	10007272455
102	VOINOVA	Anastasiia	RUS	RUSSIA	10007498484
103	BACIKOVA	Alzbeta	SVK	SLOVAKIA	10006065716
104	MEDVEDOVA	Tereza	SVK	SLOVAKIA	10008625607
105	CALVO BARBERO	Tania	ESP	SPAIN	10006604771
106	CASAS ROIGE	Helena	ESP	SPAIN	10004616877
107	USABIAGA BALERDI	Ana	ESP	SPAIN	10005979123
108	USABIAGA BALERDI	Irene	ESP	SPAIN	10007502023

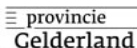
Report printed: 15/10/2019 18:00



www.veloresults.com

TCM v2 Page 3/4

INSTITUTIONAL PARTNERS



LOCAL ORGANISING COMMITTEE



OFFICIAL SPONSORS



OFFICIAL SUPPLIERS



16-20 October 2019

Communiqué n° 7

**Women Elite  
List of Participants**

<b>Bib</b>	<b>Name</b>		<b>Nation</b>	<b>Team</b>	<b>UCI ID</b>
109	METTRAUX	Lena	SUI	SWITZERLAND	10009998357
110	SEITZ	Aline	SUI	SWITZERLAND	10009548319
111	WALDIS	Andrea	SUI	SWITZERLAND	10007708551
112	BASOVA	Liubov	UKR	UKRAINE	10004594447
113	BONDAR	Viktoriya	UKR	UKRAINE	10088789538
114	KLIACHINA	Oksana	UKR	UKRAINE	10010746570
115	NAHIRNA	Anna	UKR	UKRAINE	10005510994
116	SOLOVEI	Ganna	UKR	UKRAINE	10006645995
117	STARIKOVA	Olena	UKR	UKRAINE	10009233370
118	FEDOTOVA	Kseniia	UKR	UKRAINE	10088788620
119	KLIMCHENKO	Tetyana	UKR	UKRAINE	10009073827

Communiqué approved by the Secretary of the Commissaires Panel

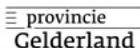
Report printed: 15/10/2019 18:00



[www.veloresults.com](http://www.veloresults.com)

TCM v2 Page 4/4

INSTITUTIONAL PARTNERS



LOCAL ORGANISING COMMITTEE



OFFICIAL SPONSORS



OFFICIAL SUPPLIERS

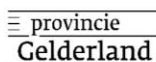


## Competition Schedule / Horaire des competitions

### Day 1 - Wednesday, 16 October 2019

DAY 1 - Wednesday, 16 October / JOUR 1 - Mercredi, 16 octobre					
09.00	Venue Opens	Ouverture du site			
12.30 - 14.20	Warm Up	Echauffement	only for the events of the day	seulement pour les epreuves du jour	
14.30	W - Team Sprint	F - Vitesse par équipes	Qualifying - 2 laps	Qualifications - 2 tours	25
	M - Team Sprint	H - Vitesse par équipes	Qualifying - 3 laps	Qualifications - 3 tours	35
	W - Team Pursuit	F - Poursuite par équipes	Qualifying	Qualifications	75
	M - Team Pursuit	H - Poursuite par équipes	Qualifying	Qualifications	77
18:02	<i>End of competitions</i>				
	Break				
19.00	W - Team Sprint	F - Vitesse par équipes	1st round - 2 laps	1er tour - 2 laps	12
	M - Team Sprint	H - Vitesse par équipes	1st round - 3 laps	1er tour - 3 laps	14
	<b>W - Scratch Race</b>	<b>F - Scratch</b>	<b>Final / Finale 10 km</b>	<b>40 laps/tours</b>	<b>18</b>
	<b>M - Elimination</b>	<b>H - Elimination</b>	<b>Final</b>	<b>Finale</b>	<b>20</b>
	<b>W - Scratch Race</b>	<b>F - Scratch</b>	<b>Award ceremony</b>	<b>Cérémonie Protocolaire</b>	<b>8</b>
	<b>M - Elimination</b>	<b>H - Elimination</b>	<b>Award ceremony</b>	<b>Cérémonie protocolaire</b>	<b>8</b>
	W - Team Pursuit	F - Poursuite par équipes	1st round - 4 km	1er tour - 4 km	30
	M - Team Pursuit	H - Poursuite par équipes	1st round - 4 km	1er tour - 4 km	28
	<b>W - Team Sprint</b>	<b>F - Vitesse par équipes</b>	<b>Finals 3-4 &amp; 1-2 - (2 laps)</b>	<b>Finales 3-4 &amp; 1-2 - (2 tours)</b>	<b>8</b>
	<b>M - Team Sprint</b>	<b>H - Vitesse par équipes</b>	<b>Finals 3-4 &amp; 1-2 - (3 laps)</b>	<b>Finales 3-4 &amp; 1-2 - (3 tours)</b>	<b>8</b>
	<b>M - Team Sprint</b>	<b>H - Vitesse par équipes</b>	<b>Award ceremony</b>	<b>Cérémonie Protocolaire</b>	<b>12</b>
	<b>W - Team Sprint</b>	<b>F - Vitesse par équipes</b>	<b>Award ceremony</b>	<b>Cérémonie Protocolaire</b>	<b>12</b>
21:58	<i>End of competitions</i>				

INSTITUTIONAL PARTNERS



LOCAL ORGANISING COMMITTEE



OFFICIAL SPONSORS



OFFICIAL SUPPLIERS



## Competition Schedule / Horaire des competitions


### Day 2 – Thursday, 17 October 2019

DAY 2 - Thursday, 17 October / JOUR 2 - Jeudi, 17 octobre					
12:00	VENUE OPENS	OUVERTURE DU SITE			
13:00 – 14:20	Training	Entraînement	for all riders	pour tous les coureurs	
14:20 – 14:50	Warm Up	Echauffement	(for the events of the day only)	(seulement pour les épreuves du jour)	
15:00	W - Sprint 200m t.t.	F - Vitesse 200m c.l.m.	Qualifying (24 qualif.)	Qualifications (24 qualif.)	36
	M - Sprint 200m t.t.	H - Sprint 200m c.l.m.	Qualifying (24 qualif.)	Qualifications (24 qualif.)	36
	W - Sprint	F - Vitesse	1/16 Final	1/16 Finale	27
	M - Sprint	H - Vitesse	1/16 Final	1/16 Finale	27
	W - Sprint	F - Vitesse	1/8 Final	1/8 Finale	26
	M - Sprint	H - Vitesse	1/8 Final	1/8 Finale	26
17:58	<i>End of competitions</i>				
	Break				
19:00	W - Sprint	F - Vitesse	1/4 Final (1st)	1/4 Finale (1ère)	16
	M - Sprint	H - Vitesse	1/4 Final (1st)	1/4 Finale (1ère)	16
	<b>M - Scratch Race</b>	<b>H - Scratch</b>	<b>Final / Finale - 15 km</b>	<b>60 laps/tours</b>	<b>23</b>
	W - Sprint	F - Vitesse	1/4 Final (2nd)	1/4 Finale (2ème)	16
	M - Sprint	H - Vitesse	1/4 Final (2nd)	1/4 Finale (2ème)	16
	<b>W - Elimination</b>	<b>F - Elimination</b>	<b>Final</b>	<b>Finale</b>	<b>20</b>
	<b>M - Scratch Race</b>	<b>H - Scratch</b>	<b>Award ceremony</b>	<b>Cérémonie Protocolaire</b>	<b>8</b>
	<b>W - Elimination</b>	<b>F - Elimination</b>	<b>Award ceremony</b>	<b>Cérémonie protocolaire</b>	<b>8</b>
	W - Sprint	F - Vitesse	1/4 Final (3rd i.r.)	1/4 Finale (belles év.)	8
	M - Sprint	H - Vitesse	1/4 Final (3rd i.r.)	1/4 Finale (belles év.)	8
	<b>W - Team Pursuit</b>	<b>F - Poursuite par équipes</b>	<b>Finals 3-4 &amp; 1-2 / 4 km</b>	<b>Finales 3-4 &amp; 1-2 / 4 km</b>	<b>15</b>
	<b>M - Team Pursuit</b>	<b>H - Poursuite par équipes</b>	<b>Finals 3-4 &amp; 1-2 / 4 km</b>	<b>Finales 3-4 &amp; 1-2 / 4 km</b>	<b>14</b>
	<b>W - Team Pursuit</b>	<b>F - Poursuite par équipes</b>	<b>Award ceremony</b>	<b>Cérémonie Protocolaire</b>	<b>12</b>
	<b>M - Team Pursuit</b>	<b>H - Poursuite par équipes</b>	<b>Award ceremony</b>	<b>Cérémonie protocolaire</b>	<b>12</b>
22:12	<i>End of competitions</i>				

INSTITUTIONAL PARTNERS



Ministerie van Volksgezondheid,  
Welzijn en Sport



LOCAL ORGANISING COMMITTEE



OFFICIAL SPONSORS



OFFICIAL SUPPLIERS



16-20 October 2019

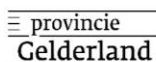
Communiqué no. 10

## Competition Schedule / Horaire des competitions

### Day 3 – Friday, 18 October 2019

DAY 3 - Friday, 18 October / JOUR 3 - Vendredi, 18 octobre					
10:30	VENUE OPENS	OUVERTURE DU SITE			
11:30 - 14:00	Training	Entraînement	for all riders	pour tous les coureurs	
14:00 - 14:30	Warm Up	Echauffement	only for the events of the day	seulement pour les épreuves du jour	
14:40	W - Omnium I	F - Omnium I	Scratch Race - 7,5 km	Scratch - 7,5 km	15
	M - Omnium I	H - Omnium I	Scratch Race - 10 km	Scratch - 10 km	18
	W - Individual pursuit	F - Poursuite Individuelle	Qualifications - 3 km	Qualifications - 3 km	52
	W - Omnium II	F - Omnium II	Tempo Race 7,5 km	Tempo Race 7,5 km	15
	M - Omnium II	H - Omnium II	Tempo Race 10 km	Course Tempo - 10 kms	16
16:36	<i>End of competitions</i>				
	Break				
18:00	W - Sprint	F - Vitesse	1/2 Final (1st)	1/2 Finale (1ère)	8
	M - Sprint	H - Vitesse	1/2 Final (1st)	1/2 Finale (1ère)	8
	W - Omnium III	F - Omnium III	Elimination race	Elimination	18
	W - Sprint	F - Vitesse	1/2 Final (2nd)	1/2 Finale (2ème)	8
	M - Sprint	H - Vitesse	1/2 Final (2nd)	1/2 Finale (2ème)	8
	M - Omnium III	H - Omnium III	Elimination race	Elimination	15
	W - Sprint	F - Vitesse	1/2 Final (3rd i.r.)	1/2 Finale (belles év.)	4
	M - Sprint	H - Vitesse	1/2 Final (3rd i.r.)	1/2 Finale (belles év.)	4
	<b>W - Individual pursuit</b>	<b>F - Poursuite Individuelle</b>	<b>Finals 3-4 &amp; 1-2 / 3 km</b>	<b>Finales 3-4 &amp; 1-2 / 3 km</b>	<b>13</b>
	<b>W - Individual pursuit</b>	<b>F - Poursuite Individuelle</b>	<b>Award ceremony</b>	<b>Cérémonie protocolaire</b>	<b>8</b>
	<b>W - Sprint</b>	<b>F - Vitesse</b>	<b>Finals 3-4 &amp; 1-2 (1st)</b>	<b>Finales 3-4 &amp; 1-2 (1ère)</b>	<b>8</b>
	<b>M - Sprint</b>	<b>H - Vitesse</b>	<b>Finals 3-4 &amp; 1-2 (1st)</b>	<b>Finales 3-4 &amp; 1-2 (1ère)</b>	<b>8</b>
	<b>W - Omnium IV</b>	<b>F - Omnium IV</b>	<b>Points race-Course aux points</b>	<b>20 km, 80 laps/tours -8 sprints</b>	<b>30</b>
	<b>W - Sprint</b>	<b>F - Vitesse</b>	<b>Finals 3-4 &amp; 1-2 (2nd)</b>	<b>Finales 3-4 &amp; 1-2 (2ème)</b>	<b>8</b>
	<b>M - Sprint</b>	<b>H - Vitesse</b>	<b>Finals 3-4 &amp; 1-2 (2nd)</b>	<b>Finales 3-4 &amp; 1-2 (2ème)</b>	<b>8</b>
	<b>W - Omnium</b>	<b>F - Omnium</b>	<b>Award ceremony</b>	<b>Cérémonie protocolaire</b>	<b>8</b>
	<b>M - Omnium IV</b>	<b>H - Omnium IV</b>	<b>Points race-Course aux points</b>	<b>25 km, 100 laps/tours 10 sprints</b>	<b>34</b>
	<b>W - Sprint</b>	<b>F - Vitesse</b>	<b>Finals 3-4 &amp; 1-2 (3rd i.r.)</b>	<b>Finales 3-4 &amp; 1-2 (belles év.)</b>	<b>4</b>
	<b>M - Sprint</b>	<b>H - Vitesse</b>	<b>Finals 3-4 &amp; 1-2 (3rd i.r.)</b>	<b>Finales 3-4 &amp; 1-2 (belles év.)</b>	<b>4</b>
	<b>M - Omnium</b>	<b>H - Omnium</b>	<b>Award ceremony</b>	<b>Cérémonie protocolaire</b>	<b>8</b>
	<b>W - Sprint</b>	<b>F - Vitesse</b>	<b>Award ceremony</b>	<b>Cérémonie protocolaire</b>	<b>8</b>
	<b>M - Sprint</b>	<b>H - Vitesse</b>	<b>Award ceremony</b>	<b>Cérémonie protocolaire</b>	<b>8</b>
21:50	<i>End of competitions</i>				

INSTITUTIONAL PARTNERS



LOCAL ORGANISING COMMITTEE



OFFICIAL SPONSORS



OFFICIAL SUPPLIERS



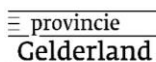


## Competition Schedule / *Horaire des competitions*

### Day 4 – Saturday, 19 October 2019

DAY 4 - Saturday, 19 October / JOUR 4 - Samedi, 19 octobre					
11:00	VENUE OPENS	OUVERTURE DU SITE			
11:30 - 14:20	Training	Entraînement	for all riders	pour tous les coureurs	
14:20 - 14:50	Warm Up	Echauffement	only for the events of the day	seulement pour les épreuves du jour	
15:00	W - Keirin	F - Keirin	1st round	1er tour de compétition	18
	M - Keirin	H - Keirin	1st round	1er tour de compétition	18
	M - Individual pursuit	H - Poursuite Individuelle	Qualifications - 4 km	Qualifications - 4 km	70
	W - Keirin	F - Keirin	Repechages 1st round	Repêchages 1er tour	18
	M - Keirin	H - Keirin	Repechages 1st round	Repêchages 1er tour	18
17:22	<i>End of competitions</i>				
	Break				
19:00	W - Keirin	F - Keirin	1/2 Final	1/2 Finale	9
	M - Keirin	H - Keirin	1/2 Final	1/2 Finale	9
	<b>M - Individual pursuit</b>	<b>H - Poursuite Individuelle</b>	<b>Finals 3-4 &amp; 1-2 / 4 km</b>	<b>Finales 3-4 &amp; 1-2 / 4 km</b>	<b>13</b>
	<b>W - Points race</b>	<b>F - Course aux Points</b>	<b>Final / Finale - 25 km</b>	<b>100 laps/tours - 10 sprints</b>	<b>37</b>
	<i>M - Individual pursuit</i>	<i>H - Poursuite Individuelle</i>	<i>Award ceremony</i>	<i>Cérémonie protocolaire</i>	<i>8</i>
	<i>W - Points race</i>	<i>F - Course aux Points</i>	<i>Award ceremony</i>	<i>Cérémonie Protocolaire</i>	<i>8</i>
	<b>M - Points race</b>	<b>H - Course aux Points</b>	<b>Final / Finale 40 km</b>	<b>160 laps/tours - 16 sprints</b>	<b>52</b>
	W - Keirin	F - Keirin	Final places 7 to 12	Finale places 7 à 12	5
	<b>W - Keirin</b>	<b>F - Keirin</b>	<b>Final places 1 to 6</b>	<b>Finale places 1 à 6</b>	<b>5</b>
	M - Keirin	H - Keirin	Final places 7 to 12	Finale places 7 à 12	5
	<b>M - Keirin</b>	<b>H - Keirin</b>	<b>Final places 1 to 6</b>	<b>Finale places 1 à 6</b>	<b>5</b>
	<i>M - Points race</i>	<i>H - Course aux Points</i>	<i>Award ceremony</i>	<i>Cérémonie Protocolaire</i>	<i>8</i>
	<i>W - Keirin</i>	<i>F - Keirin</i>	<i>Award ceremony</i>	<i>Cérémonie protocolaire</i>	<i>8</i>
	<i>M - Keirin</i>	<i>H - Keirin</i>	<i>Award ceremony</i>	<i>Cérémonie protocolaire</i>	<i>8</i>
22:00	<i>End of competitions</i>				

INSTITUTIONAL PARTNERS



LOCAL ORGANISING COMMITTEE



OFFICIAL SPONSORS



OFFICIAL SUPPLIERS

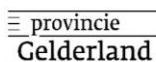


## Competition Schedule / *Horaire des competitions*

### Day 5 – Sunday, 20 October 2019

DAY 5 - Sunday, 20 October / JOURS 5 - Dimanche, 20 octobre					
08:00	VENUE OPENS	OUVERTURE DU SITE			
10:30 - 12:00	Training	Entraînement	for all riders	pour tous les coureurs	
12:10	W - TT 500 m.	F - 500 m.	Qualifications	Qualifications	20
	M - TT Kilo	H - Kilomètre	Qualifications	Qualifications	30
12:59	<i>End of competitions</i>				
	Break				
14:00	W - TT 500 m.	F - 500 m.	Final	Finale	22
	M - TT Kilo	H - Kilomètre	Final	Finale	24
	<i>W - TT 500 m.</i>	<i>F - 500 m.</i>	<i>Award ceremony</i>	<i>Cérémonie protocolaire</i>	<i>8</i>
	<i>M - TT Kilo</i>	<i>H - Kilomètre</i>	<i>Award ceremony</i>	<i>Cérémonie protocolaire</i>	<i>8</i>
	W - Madison	F - Madison	Final / Finale 30 kms	120 laps/tours - 12 sprints	45
	M - Madison	H - Madison	Final / Finale 50 km	200 laps/tours - 20 sprints	60
	<i>F - Madison</i>	<i>F - Madison</i>	<i>Award ceremony</i>	<i>Cérémonie protocolaire</i>	<i>12</i>
	<i>M - Madison</i>	<i>H - Madison</i>	<i>Award ceremony</i>	<i>Cérémonie protocolaire</i>	<i>12</i>
17:11	<i>End of competitions</i>				

INSTITUTIONAL PARTNERS



LOCAL ORGANISING COMMITTEE



OFFICIAL SPONSORS



OFFICIAL SUPPLIERS



**16-20 October 2019**

**Communiqué no. 13**

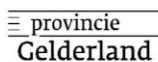
**DAY 1  
Wednesday, 16 October  
DECISIONS / DECISIONS**

Nothing to report.

*Rien à signaler.*

Page 1/1

**INSTITUTIONAL PARTNERS**



**LOCAL ORGANISING COMMITTEE**



**OFFICIAL SPONSORS**



**OFFICIAL SUPPLIERS**



16-20 October 2019

Communiqué no. 14

DAY 2  
Thursday, 17 October

DECISIONS / DECISIONS


MEN'S SPRINT  
1/16 FINALS  
HEAT 4

RELEGATION for rider #54 ENGLER, Eric GER (UCI ID 10006665496) for not having held his line during the last 200 meters of the race.

*DECLASSEMENT du coureur #54 ENGLER, Eric GER (UCI ID 10006665496) pour ne pas avoir tenu sa ligne dans les 200 derniers mètres de l'épreuve.*

Page 1/1

INSTITUTIONAL PARTNERS



LOCAL ORGANISING COMMITTEE



OFFICIAL SPONSORS



OFFICIAL SUPPLIERS



DAY 3  
Friday, 18 October

DECISIONS / DECISIONS

**WOMEN'S OMNIUM  
SCRATCH**

The protest of the spanish Team Management against the result of the Women's Omnium Scratch Race will be rejected.

After the crash, the rider #68 has the obligation to restart the race at the position where the incident occurs.

At the time we had a leadgroup of 2 riders followed by 2 chasers.

The chasers lapped the bunch in the next 2 laps following the incident, the second lead rider (UKR) dropped back to the bunch.


Because of the position of the lead group, the distance to the pursuiter and the speed of the bunch, the Jury decided to give the lapwin to rider #68 as well.

**WOMEN'S OMNIUM  
ELIMINATION**

Disqualification for rider #100 ROSTOVTSEVA Maria RUS (UCI ID 10014629604) for failing to obey commissaires instructions.

*Disqualification du coureur #100 ROSTOVTSEVA Maria RUS (UCI ID 10014629604) pour avoir ignoré les instructions des commissaires.*

INSTITUTIONAL PARTNERS



LOCAL ORGANISING COMMITTEE



OFFICIAL SPONSORS



OFFICIAL SUPPLIERS



16-20 October 2019

Communiqué no. 16

**DAY 4  
Saturday, 19 October**

**DECISIONS / DECISIONS**

**MEN'S KEIRIN  
FIRST ROUND  
HEAT 1**

RELEGATION for rider #27 KELEMEN, Pavel CZE (UCI ID 10006422895) for not holding his line during the final sprint.

*DECLASSEMENT du coureur #27 KELEMEN, Pavel CZE (UCI ID 10006422895) pour avoir quitté sa ligne pendant le sprint final.*

**WOMEN'S KEIRIN  
FIRST ROUND  
HEAT 4**

RELEGATION for rider #79 VAN RIESSEN, Laurine NED (UCI ID 10010579448) for not holding her line during the final sprint.

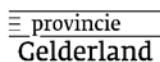
*DECLASSEMENT du coureur #27 KELEMEN, Pavel CZE (UCI ID 10010579448) pour avoir quitté sa ligne pendant le sprint final.*

Page 1/1

INSTITUTIONAL PARTNERS



Ministerie van Volksgezondheid,  
Wetzijn en Sport



Apeldoorn



LOCAL ORGANISING COMMITTEE



OFFICIAL SPONSORS



SHIMANO KOGA



OFFICIAL SUPPLIERS



16-20 October 2019

Communiqué no. 17

**DAY 5  
Sunday, 20 October**


**DECISIONS / DECISIONS**

Nothing to report.

*Rien à signaler.*

Page 1/1

**INSTITUTIONAL PARTNERS**



**LOCAL ORGANISING COMMITTEE**



**OFFICIAL SPONSORS**



**OFFICIAL SUPPLIERS**



**Medallist by Event**
**After 22 events**

Event	Date	Medal	Name	Team
Women's Scratch Race	16/10/2019	Gold	NELSON Emily	GREAT BRITAIN
		Silver	MCCURLEY Shannon	IRELAND
		Bronze	MARTINS Maria	PORTUGAL
Men's Elimination Race	16/10/2019	Gold	VIVIANI Elia	ITALY
		Silver	COQUARD Bryan	FRANCE
		Bronze	PROKOPYSZYN Filip	POLAND
Women's Team Sprint	16/10/2019	Gold	VOINOVA Anastasiia SHMELEVA Daria ROGOVAYA Ekaterina	RUSSIA
		Silver	FRIEDRICH Lea sophie HINZE Emma	GERMANY
		Bronze	LAMBERINK Kyra BRASPENNINCX Shanne VAN DER PEET Steffie	NETHERLANDS
Men's Team Sprint	16/10/2019	Gold	HOOGLAND Jeffrey LAVREYSEN Harrie VAN DEN BERG Roy BUCHLI Matthijs	NETHERLANDS
		Silver	CARLIN Jack KENNY Jason OWENS Ryan	GREAT BRITAIN
		Bronze	BAUGE Gregory LAFARGUE Quentin VIGIER Sebastien LANDERNEAU Melvin	FRANCE
Men's Scratch Race	17/10/2019	Gold	MORA VEDRI Sebastian	SPAIN
		Silver	VOLIKAKIS Christos	GREECE
		Bronze	STROETINGA Wim	NETHERLANDS



16-20 October 2019

Communiqué n° 18

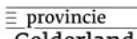
**Medallist by Event**
**After 22 events**

Event	Date	Medal	Name	Team
Women's Elimination	17/10/2019	Gold	WILD Kirsten	NETHERLANDS
		Silver	NELSON Emily	GREAT BRITAIN
		Bronze	PLOSAJ Nikol	POLAND
Women's Team Pursuit	17/10/2019	Gold	ARCHIBALD Katie DICKINSON Eleanor EVANS Neah KENNY Laura BARKER Elinor	GREAT BRITAIN
		Silver	BRAUSSE Franziska BRENNAUER Lisa KLEIN Lisa STOCK Gudrun KROGER Mieke	GERMANY
		Bronze	BALSAMO Elisa ALZINI Martina GUAZZINI Vittoria PATERNOSTER Letizia CAVALLI Marta	ITALY
Men's Team Pursuit	17/10/2019	Gold	HANSEN Lasse Norman JOHANSEN Julius MADSEN Frederik PEDERSEN Rasmus	DENMARK
		Silver	SCARTEZZINI Michele GANNA Filippo LAMON Francesco PLEBANI Davide CONSONNI Simone	ITALY
		Bronze	CLANCY Edward HAYTER Ethan TANFIELD Charlie WOOD Oliver	GREAT BRITAIN
Women's Individual Pursuit	18/10/2019	Gold	BRAUSSE Franziska	GERMANY
		Silver	BRENNAUER Lisa	GERMANY
		Bronze	ARCHIBALD Katie	GREAT BRITAIN

Report printed: 20/10/2019 16:45

TCM v2 Page 2/4

INSTITUTIONAL PARTNERS



LOCAL ORGANISING COMMITTEE



OFFICIAL SPONSORS



OFFICIAL SUPPLIERS



**Medallist by Event  
 After 22 events**

Event	Date	Medal	Name	Team
Women's Omnium	18/10/2019	Gold	WILD Kirsten	NETHERLANDS
		Silver	KENNY Laura	GREAT BRITAIN
		Bronze	SHARAKOVA Tatsiana	BELARUS
Women's Sprint	18/10/2019	Gold	VOINOVA Anastasiia	RUSSIA
		Silver	STARIKOVA Olena	UKRAINE
		Bronze	FRIEDRICH Lea sophie	GERMANY
Men's Omnium	18/10/2019	Gold	THOMAS Benjamin	FRANCE
		Silver	HANSEN Lasse Norman	DENMARK
		Bronze	WOOD Oliver	GREAT BRITAIN
Men's Sprint	18/10/2019	Gold	HOOGLAND Jeffrey	NETHERLANDS
		Silver	LAVREYSEN Harrie	NETHERLANDS
		Bronze	RUDYK Mateusz	POLAND
Men's Individual Pursuit	19/10/2019	Gold	ERMENAULT Corentin	FRANCE
		Silver	WEINSTEIN Domenic	GERMANY
		Bronze	GROSS Felix	GERMANY
Women's Points Race	19/10/2019	Gold	CONFALONIERI Maria Giulia	ITALY
		Silver	SHARAKOVA Tatsiana	BELARUS
		Bronze	SOLOVEI Ganna	UKRAINE
Men's Points Race	19/10/2019	Gold	COQUARD Bryan	FRANCE
		Silver	VAN SCHIP Jan	NETHERLANDS
		Bronze	SCARTEZZINI Michele	ITALY
Women's Keirin	19/10/2019	Gold	GROS Mathilde	FRANCE
		Silver	FRIEDRICH Lea sophie	GERMANY
		Bronze	SHMELEVA Daria	RUSSIA

16-20 October 2019

Communiqué n° 18

**Medallist by Event  
After 22 events**

Event	Date	Medal	Name	Team
Men's Keirin	19/10/2019	Gold	LAVREYSEN Harrie	NETHERLANDS
		Silver	DMITRIEV Denis	RUSSIA
		Bronze	BUCHLI Matthijs	NETHERLANDS
Women's 500m Time Trial	20/10/2019	Gold	VOINOVA Anastasiia	RUSSIA
		Silver	SHMELEVA Daria	RUSSIA
		Bronze	STARIKOVA Olena	UKRAINE
Men's 1 km Time Trial	20/10/2019	Gold	LAFARGUE Quentin	FRANCE
		Silver	BOS Theo	NETHERLANDS
		Bronze	D'ALMEIDA Michael	FRANCE
Women's Madison	20/10/2019	Gold	DIDERIKSEN Amalie LETH Julie	DENMARK
		Silver	ARCHIBALD Katie KENNY Laura	GREAT BRITAIN
		Bronze	PIETERS Amy WILD Kirsten	NETHERLANDS
Men's Madison	20/10/2019	Gold	HANSEN Lasse Norman MORKOV Michael	DENMARK
		Silver	HAVIK Yoeri VAN SCHIP Jan	NETHERLANDS
		Bronze	BEYER Maximilian REINHARDT Theo	GERMANY

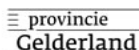
Notes:

Communiqué approved by the Secretary of the Commissaires Panel

Report printed: 20/10/2019 16:45

TCM v2 Page 4/4

INSTITUTIONAL PARTNERS



LOCAL ORGANISING COMMITTEE



OFFICIAL SPONSORS



OFFICIAL SUPPLIERS



16-20 October 2019

Communiqué no. 19


**MEDAL STANDINGS / CLASSEMENT DES MÉDAILLES**

AS OF 20 OCTOBER

22 EVENTS (FINAL)

Rank	Country	Men				Women				Total			
		G	S	B	Tot.	G	S	B	Tot.	G	S	B	Tot.
1	NETHERLANDS	3	4	2	9	2		2	4	5	4	4	13
2	FRANCE	4	1	2	7	1			1	5	1	2	8
3	RUSSIA		1		1	3	1	1	5	3	2	1	6
4	DENMARK	2	1		3	1			1	3	1	0	4
5	GREAT BRITAIN		1	2	3	2	3	1	6	2	4	3	9
6	ITALY	1	1	1	3	1		1	2	2	1	2	5
7	GERMANY		1	2	3	1	4	1	6	1	5	3	9
8	SPAIN	1			1				0	1	0	0	1
9	UKRAINE				0		1	2	3	0	1	2	3
10	BELARUS				0		1	1	2	0	1	1	2
11	GREECE		1		1				0	0	1	0	1
11	IRELAND				0		1		1	0	1	0	1
13	POLAND			2	2			1	1	0	0	3	3
14	PORTUGAL				0			1	1	0	0	1	1
	<b>Total</b>	<b>11</b>	<b>11</b>	<b>11</b>	<b>33</b>	<b>11</b>	<b>11</b>	<b>11</b>	<b>33</b>	<b>22</b>	<b>22</b>	<b>22</b>	<b>66</b>

INSTITUTIONAL PARTNERS



LOCAL ORGANISING COMMITTEE



OFFICIAL SPONSORS



OFFICIAL SUPPLIERS



16-20 October 2019

Communiqué n° 20

**Men's Team Sprint  
Qualifying / Qualifications  
Start List / Liste de départ**

World Record: 41"871 GERMANY (JOACHIM EILERS, RENE ENDERS, ROBERT FÖRSTEMANN) 05.12.2013 AGUASCALIENTES (MEX)

Race distance: 3 laps

Heat	Team
<b>1</b>	<b>UKRAINE</b> 147 CHEBANETS Tadey-ivan 152 MOSHCHONSKYI Oleksandr 155 STOV BETSKYI Dmytro
<b>2</b>	<b>SPAIN</b> 134 MARTINEZ CHORRO Alejandro 136 MORENO SANCHEZ Jose 138 PERALTA GASCON Juan
<b>3</b>	<b>BELARUS</b> 8 HLOVA Aliaksandr 10 NOVIK Uladzislau 15 ZAITSAU Artsiom
<b>4</b>	<b>CZECH REPUBLIC</b> 24 BÁBEK Tomáš 26 ČECHMAN Martin 27 KELEMEN Pavel
<b>5</b>	<b>RUSSIA</b> 117 DMITRIEV Denis 123 SHARAPOV Alexander 127 YAKUSHEVSKIY Pavel
<b>6</b>	<b>GERMANY</b> 53 DÖRNBACH Maximilian 54 ENGLER Eric 61 LEVY Maximilian
<b>7</b>	<b>GREAT BRITAIN</b> 62 CARLIN Jack 65 KENNY Jason 66 OWENS Ryan
<b>8</b>	<b>POLAND</b> 101 BIELECKI Maciej 103 MAKSEL Krzysztof 107 RUDYK Mateusz

16-20 October 2019

Communiqué n° 20

**Men's Team Sprint**  
**Qualifying / Qualifications**  
**Start List / Liste de départ**

World Record: 41"871 GERMANY (JOACHIM EILERS, RENE ENDERS, ROBERT FÖRSTEMANN) 05.12.2013 AGUASCALIENTES (MEX)

Race distance: 3 laps

Heat	Team
<b>9</b>	<b>FRANCE</b> 38 BAUGE Grégory 45 LANDERNEAU Melvin 50 VIGIER Sébastien
<b>10</b>	<b>NETHERLANDS</b> 92 BÜCHLI Matthijs 95 LAVREYSEN Harrie 99 VAN DEN BERG Roy

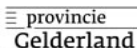
Qualification rule: The fastest eight teams qualify for the First round

Communiqué approved by the Secretary of the Commissaires Panel

Report printed: 15/10/2019 17:20

TCM V 4.1 Page 2/2

INSTITUTIONAL PARTNERS



LOCAL ORGANISING COMMITTEE



OFFICIAL SPONSORS



OFFICIAL SUPPLIERS



## Men's Team Sprint Qualifying / Qualifications

### Results / Résultats

World Record: 41"871 GERMANY (JOACHIM EILERS, RENE ENDERS, ROBERT FÖRSTEMANN) 05.12.2013 AGUASCALIENTES (MEX)

Race distance: 3 laps

Rank	Team	1 Lap	2 Lap	Time	Speed
<b>1</b>	<b>NETHERLANDS</b>	17.522(3)	29.745(1)	<b>42.693</b>	63,242 km/h
	92 BUCHLI Matthijs		12.223(1)	<b>12.948(2)</b>	
	95 LAVREYSEN Harrie				
	99 VAN DEN BERG Roy				
<b>2</b>	<b>GREAT BRITAIN</b>	17.301(1)	29.835(2)	<b>42.938</b>	62,881 km/h
	62 CARLIN Jack		12.533(2)	<b>13.103(3)</b>	
	65 KENNY Jason				
	66 OWENS Ryan				
<b>3</b>	<b>FRANCE</b>	17.919(5)	30.471(5)	<b>43.338</b>	62,300 km/h
	38 BAUGE Gregory		12.552(4)	<b>12.866(1)</b>	
	45 LANDERNEAU Melvin				
	50 VIGIER Sebastien				
<b>4</b>	<b>POLAND</b>	17.892(4)	30.430(4)	<b>43.970</b>	61,405 km/h
	101 BIELECKI Maciej		12.538(3)	<b>13.540(8)</b>	
	103 MAKSEL Krzysztof				
	107 RUDYK Mateusz				
<b>5</b>	<b>GERMANY</b>	17.962(6)	30.755(6)	<b>43.981</b>	61,390 km/h
	53 DORNBACH Maximilian		12.792(6)	<b>13.226(4)</b>	
	54 ENGLER Eric				
	61 LEVY Maximilian				
<b>6</b>	<b>RUSSIA</b>	17.424(2)	30.198(3)	<b>44.017</b>	61,339 km/h
	117 DMITRIEV Denis		12.773(5)	<b>13.819(10)</b>	
	123 SHARAPOV Alexander				
	127 YAKUSHEVSKIY Pavel				
<b>7</b>	<b>CZECH REPUBLIC</b>	18.033(8)	31.035(7)	<b>44.324</b>	60,915 km/h
	24 BABEK Tomas		13.002(7)	<b>13.289(5)</b>	
	26 CECHMAN Martin				
	27 KELEMEN Pavel				
<b>8</b>	<b>SPAIN</b>	18.043(9)	31.102(8)	<b>44.600</b>	60,538 km/h
	134 MARTINEZ Alejandro		13.058(8)	<b>13.497(7)</b>	
	136 MORENO SANCHEZ Jose				
	138 PERALTA GASCON Juan				
<b>9</b>	<b>BELARUS</b>	17.999(7)	31.452(9)	<b>44.838</b>	60,216 km/h
	8 HLOVA Aliaksandr		13.452(9)	<b>13.386(6)</b>	
	10 NOVIK Uladzislau				
	15 ZAITSAU Artsiom				
<b>10</b>	<b>UKRAINE</b>	18.763(10)	32.371(10)	<b>46.148</b>	58,507 km/h
	147 CHEBANETS Tadey-ivan		13.607(10)	<b>13.777(9)</b>	
	152 MOSHCHONSKYI Oleksandr				
	155 STOV BETSKYI Dmytro				

Qualification rule: The fastest two winning teams race for the gold and silver medals, and the other two winning teams race for the bronze medal. Losers are classified from 5th to 8th place by their times in the First round.

16-20 October 2019

Communiqué n° 21

## Men's Team Sprint Qualifying / Qualifications


### Results / Résultats

World Record: 41"871 GERMANY (JOACHIM EILERS, RENE ENDERS, ROBERT FÖRSTEMANN) 05.12.2013 AGUASCALIENTES (MEX)

Race distance: 3 laps

Communiqué approved by the Secretary of the Commissaires Panel

INSTITUTIONAL PARTNERS



OFFICIAL SPONSORS



LOCAL ORGANISING COMMITTEE



OFFICIAL SUPPLIERS





16-20 October 2019

Communiqué n° 22A

**Men's Team Sprint**  
**First Round/ Premier Tour**  
**Start List / Liste de départ**

World Record: 41"871 GERMANY (JOACHIM EILERS, RENE ENDERS, ROBERT FÖRSTEMANN) 05.12.2013 AGUASCALIENTES (MEX)

Race distance: 3 laps

**Team**

---

**Heat 1 POLAND**

101 BIELECKI Maciej  
103 MAKSEL Krzysztof  
107 RUDYK Mateusz

**GERMANY**

56 JURCZYK Marc  
54 ENGLER Eric  
61 LEVY Maximilian

---

**Heat 2 FRANCE**

38 BAUGE Gregory  
44 LAFARGUE Quentin  
50 VIGIER Sebastien

**RUSSIA**

117 DMITRIEV Denis  
126 TKACHEV Aleksei  
127 YAKUSHEVSKIY Pavel

---

**Heat 3 GREAT BRITAIN**

62 CARLIN Jack  
65 KENNY Jason  
66 OWENS Ryan

**CZECH REPUBLIC**

24 BABEK Tomas  
30 SOJKA David  
27 KELEMEN Pavel

---

**Heat 4 NETHERLANDS**

94 HOOGLAND Jeffrey  
95 LAVREYSEN Harrie  
99 VAN DEN BERG Roy

**SPAIN**

134 MARTINEZ Alejandro  
136 MORENO SANCHEZ Jose  
138 PERALTA GASCON Juan

Qualification rule: The fastest two winning teams race for the gold and silver medals, and the other two winning teams race for the bronze medal. Losers are classified from 5th to 8th place by their times in the First round.

Communiqué approved by the President of the Commissaires Panel

16-20 October 2019

Communiqué n° 23A

**Men's Team Sprint**  
**First Round/ Premier Tour**

**Results / Résultats**

World Record: 41"871 GERMANY (JOACHIM EILERS, RENE ENDERS, ROBERT FÖRSTEMANN) 05.12.2013 AGUASCALIENTES (MEX)

Race distance: 3 laps

Heat 1	Team	1 Lap	2 Lap	Time	Diff
1	<b>GERMANY</b>	17.839(1)	30.519(1)	<b>43.772</b>	
	56 JURCZYK Marc		12.514(1)		
	54 ENGLER Eric				
	61 LEVY Maximilian				

2	<b>POLAND</b>	17.739(2)	30.254(2)	<b>44.593</b>	
	101 BIELECKI Maciej		12.679(2)		
	103 MAKSEL Krzysztof				
	107 RUDYK Mateusz				

Heat 2	Team	1 Lap	2 Lap	Time	Diff
1	<b>FRANCE</b>	17.911(2)	30.488(2)	<b>43.481</b>	
	38 BAUGE Gregory		12.577(1)	<b>12.992(1)</b>	
	44 LAFARGUE Quentin				
	50 VIGIER Sebastien				

2	<b>RUSSIA</b>	17.562(1)	30.386(1)	<b>44.203</b>	
	117 DMITRIEV Denis		12.824(2)	<b>13.816(2)</b>	
	126 TKACHEV Aleksei				
	127 YAKUSHEVSKIY Pavel				

Heat 3	Team	1 Lap	2 Lap	Time	Diff
1	<b>GREAT BRITAIN</b>	17.196(1)	29.654(1)	<b>42.661</b>	
	62 CARLIN Jack		12.457(1)	<b>13.007(1)</b>	
	65 KENNY Jason				
	66 OWENS Ryan				

2	<b>CZECH REPUBLIC</b>	17.949(2)	30.887(2)	<b>44.628</b>	
	24 BABEK Tomas		12.937(2)	<b>13.740(2)</b>	
	30 SOJKA David				
	27 KELEMEN Pavel				

Heat 4	Team	1 Lap	2 Lap	Time	Diff
1	<b>NETHERLANDS</b>	17.478(1)	29.714(1)	<b>42.338</b>	
	94 HOOGLAND Jeffrey		12.236(1)	<b>12.623(1)</b>	
	95 LAVREYSEN Harrie				
	99 VAN DEN BERG Roy				

2	<b>SPAIN</b>	17.834(2)	31.021(2)	<b>44.868</b>	
	134 MARTINEZ Alejandro		13.186(2)	<b>13.847(2)</b>	
	136 MORENO SANCHEZ Jose				
	138 PERALTA GASCON Juan				

## Men's Team Sprint First Round/ Premier Tour

### Results / Résultats


World Record: 41"871 GERMANY (JOACHIM EILERS, RENE ENDERS, ROBERT FÖRSTEMANN) 05.12.2013 AGUASCALIENTES (MEX)

Race distance: 3 laps

Communiqué approved by the President of the Commissaires Panel

-----

INSTITUTIONAL PARTNERS



OFFICIAL SPONSORS



LOCAL ORGANISING COMMITTEE



OFFICIAL SUPPLIERS



16-20 October 2019

Communiqué n° 24

## Men's Team Sprint

### Finals/ Finales

#### Start List / Liste de départ

World Record: 41"871 GERMANY (JOACHIM EILERS, RENE ENDERS, ROBERT FÖRSTEMANN) 05.12.2013 AGUASCALIENTES (MEX)

Race distance: 3 laps

<b>Heat for Bronze</b>	<b>2</b>	<b>FRANCE</b>	<b>FRA</b>
		38 BAUGE Gregory	
		44 LAFARGUE Quentin	
		50 VIGIER Sebastien	
	<b>5</b>	<b>GERMANY</b>	<b>GER</b>
		56 JURCZYK Marc	
		54 ENGLER Eric	
		61 LEVY Maximilian	
<b>Heat for Gold</b>	<b>1</b>	<b>NETHERLANDS</b>	<b>NED</b>
		94 HOOGLAND Jeffrey	
		95 LAVREYSEN Harrie	
		99 VAN DEN BERG Roy	
	<b>4</b>	<b>GREAT BRITAIN</b>	<b>GBR</b>
		62 CARLIN Jack	
		65 KENNY Jason	
		66 OWENS Ryan	

Communiqué approved by the President of the Commissaires Panel

## Men's Team Sprint Results and Final Classification / Résultats et classement final

### Results / Résultats

World Record: 41"871 GERMANY (JOACHIM EILERS, RENE ENDERS, ROBERT FÖRSTEMANN) 05.12.2013 AGUASCALIENTES (MEX)

Race distance: 3 laps

Medal	Rank	Team	Lap 1	Lap 2	Time
<b>Gold</b>	<b>1</b>	<b>NETHERLANDS</b>	17.406(2)	29.604(1) 12.197(1)	<b>42.151</b> <b>12.547(1)</b>
		94 HOOGLAND Jeffrey			
		95 LAVREYSEN Harrie			
		99 VAN DEN BERG Roy			
<b>Silver</b>	<b>2</b>	<b>GREAT BRITAIN</b>	17.218(1)	29.787(2) 12.569(2)	<b>42.822</b> <b>13.034(2)</b>
		62 CARLIN Jack			
		65 KENNY Jason			
		66 OWENS Ryan			
<b>Bronze</b>	<b>3</b>	<b>FRANCE</b>	17.864(2)	30.325(1) 12.461(1)	<b>43.206</b> <b>12.880(1)</b>
		38 BAUGE Gregory			
		44 LAFARGUE Quentin			
		50 VIGIER Sebastien			
	<b>4</b>	<b>GERMANY</b>	17.797(1)	30.383(2) 12.586(2)	<b>43.600</b> <b>13.216(2)</b>
		56 JURCZYK Marc			
		54 ENGLER Eric			
		61 LEVY Maximilian			
	<b>5</b>	<b>RUSSIA</b>			
		117 DMITRIEV Denis			
		126 TKACHEV Aleksei			
		127 YAKUSHEVSKIY Pavel			
	<b>6</b>	<b>POLAND</b>			
		101 BIELECKI Maciej			
		103 MAKSEL Krzysztof			
		107 RUDYK Mateusz			
	<b>7</b>	<b>CZECH REPUBLIC</b>			
		24 BABEK Tomas			
		30 SOJKA David			
		27 KELEMEN Pavel			
	<b>8</b>	<b>SPAIN</b>			
		134 MARTINEZ Alejandro			
		136 MORENO SANCHEZ Jose			
		138 PERALTA GASCON Juan			
	<b>9</b>	<b>BELARUS</b>			
		8 HLOVA Aliaksandr			
		10 NOVIK Uladzislau			
		15 ZAITSAU Artsiom			
	<b>10</b>	<b>UKRAINE</b>			
		147 CHEBANETS Tadey-ivan			
		152 MOSHCHONSKYI Oleksandr			
		155 STOV BETSKYI Dmytro			

## Men's Team Sprint Results and Final Classification / Résultats et classement final


### Results / Résultats

World Record: 41"871 GERMANY (JOACHIM EILERS, RENE ENDERS, ROBERT FÖRSTEMANN) 05.12.2013 AGUASCALIENTES (MEX)

Race distance: 3 laps

Communiqué approved by the Secretary of the Commissaires Panel

INSTITUTIONAL PARTNERS



LOCAL ORGANISING COMMITTEE



OFFICIAL SUPPLIERS



16-20 October 2019

Communiqué n° 26

**Men's Team Pursuit  
Qualifying / Qualifications  
Start List / Liste de départ**

World Record: 3'48"012 AUSTRALIA (LEIGH HOWARD, SAM WELSFORD, KELLAND O'BRIEN, ALEX PORTER) 28.02.2019 PRUSZKOW (POL)

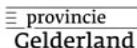
Race distance: 4000m (16 laps)

Heat	Team
<b>1</b>	<b>UKRAINE</b> 148 DZHUS Volodymyr 149 GLADYSH Roman 150 HRYNIV Vitaliy 153 TSARENKO Kyrylo
<b>2</b>	<b>BELARUS</b> 7 AKHRAMENKA Yauheni 9 KARALIOK Yauheni 12 SHEMETAU Mikhail 14 TSISHKOU Raman
<b>3</b>	<b>FRANCE</b> 41 ERMENAULT Corentin 46 MAITRE Florian 48 TABELLION Valentin 49 THOMAS Benjamin
<b>4</b>	<b>BELGIUM</b> 16 DE KETELE Kenny 18 GHYS Robbe 19 HERREGODTS Rune 23 WEEMAES Sasha
<b>5</b>	<b>RUSSIA</b> 119 GONOV Lev 124 SMIRNOV Ivan 125 SYRITSA Gleb 128 BERSENEV Nikita
<b>6</b>	<b>DENMARK</b> 32 HANSEN Lasse Norman 33 JOHANSEN Julius 34 MADSEN Frederik 37 PEDERSEN Rasmus
<b>7</b>	<b>POLAND</b> 102 KRAWCZYK Szymon 106 RUDYK Bartosz 108 SAJNOK Szymon 110 STANISZEWSKI Daniel

Report printed: 16/10/2019 17:17

TCM V 4.1 Page 1/2

INSTITUTIONAL PARTNERS



OFFICIAL SPONSORS



LOCAL ORGANISING COMMITTEE



OFFICIAL SUPPLIERS



16-20 October 2019

Communiqué n° 26

**Men's Team Pursuit**  
**Qualifying / Qualifications**  
**Start List / Liste de départ**

World Record: 3'48"012 AUSTRALIA (LEIGH HOWARD, SAM WELSFORD, KELLAND O'BRIEN, ALEX PORTER) 28.02.2019 PRUSZKOW (POL)

Race distance: 4000m (16 laps)

Heat	Team
<b>8</b>	<b>GERMANY</b> 55 GROSS Felix 57 REINHARDT Theo 58 ROHDE Leon 59 SCHOMBER Nils
<b>9</b>	<b>SWITZERLAND</b> 140 BISSEGGER Stefan 142 IMHOF Claudio 144 SCHIR Thery 146 THIÈRY Cyrille
<b>10</b>	<b>ITALY</b> 81 CONSONNI Simone 82 GANNA Filippo 83 LAMON Francesco 85 PLEBANI Davide
<b>11</b>	<b>GREAT BRITAIN</b> 63 CLANCY Edward 64 HAYTER Ethan 67 TANFIELD Charlie 70 WOOD Oliver

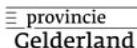
Qualification rule: The eight teams recording the best times in the qualifying round will be matched in the First round as follows: The 6th fastest team against the 7th fastest team. The 5th fastest team against the 8th fastest team. The 2nd fastest team against the 3rd fastest team. The fastest team against the 4th fastest team. The winners of heats 3 and 4 in the First round ride the final for the gold and silver medals. The remaining six teams will be ranked by their times in the First round and will be paired as follows: The two fastest teams ride the final for the bronze medal.

Communiqué approved by the Secretary of the Commissaires Panel

Report printed: 16/10/2019 17:17

TCM V 4.1 Page 2/2

INSTITUTIONAL PARTNERS



LOCAL ORGANISING COMMITTEE



OFFICIAL SPONSORS



OFFICIAL SUPPLIERS





**Men's Team Pursuit  
Qualifying / Qualifications  
Results / Résultats**

World Record: 3'48"012 AUSTRALIA (LEIGH HOWARD, SAM WELSFORD, KELLAND O'BRIEN, ALEX PORTER) 28.02.2019 PRUSZKOW (POL)

Race distance: 4000m (16 laps)

Rank			1000m	2000m	3000m	Time	Speed
<b>1</b>	<b>6 DENMARK</b>	<b>DEN</b>	1:01.903(1)	1:58.082(1) 56.178(2)	2:55.142(1) 57.060(5)	<b>3:51.833</b> <b>56.690(3)</b>	62,113 km/h
	32 HANSEN Lasse Norman 33 JOHANSEN Julius 34 MADSEN Frederik 37 PEDERSEN Rasmus						
<b>2</b>	<b>1 GREAT BRITAIN</b>	<b>GBR</b>	1:03.307(3)	2:00.341(4) 57.033(4)	2:56.999(3) 56.658(3)	<b>3:53.219</b> <b>56.219(1)</b>	61,744 km/h
	63 CLANCY Edward 64 HAYTER Ethan 67 TANFIELD Charlie 70 WOOD Oliver						
<b>3</b>	<b>2 ITALY</b>	<b>ITA</b>	1:03.844(6)	2:00.672(5) 56.828(3)	2:57.299(4) 56.626(2)	<b>3:53.934</b> <b>56.634(2)</b>	61,555 km/h
	81 CONSONNI Simone 82 GANNA Filippo 83 LAMON Francesco 85 PLEBANI Davide						
<b>4</b>	<b>4 GERMANY</b>	<b>GER</b>	1:04.147(9)	2:01.388(8) 57.241(6)	2:58.362(7) 56.974(4)	<b>3:55.677</b> <b>57.314(5)</b>	61,100 km/h
	55 GROSS Felix 57 REINHARDT Theo 58 ROHDE Leon 59 SCHOMBER Nils						
<b>5</b>	<b>3 SWITZERLAND</b>	<b>SUI</b>	1:03.995(7)	1:59.827(3) 55.831(1)	2:56.406(2) 56.578(1)	<b>3:55.909</b> <b>59.503(8)</b>	61,040 km/h
	140 BISEGGER Stefan 142 IMHOF Claudio 144 SCHIR Thery 146 THIÈRE Cyril						
<b>6</b>	<b>9 FRANCE</b>	<b>FRA</b>	1:03.318(4)	2:00.694(6) 57.375(8)	2:57.827(6) 57.132(6)	<b>3:56.159</b> <b>58.331(7)</b>	60,975 km/h
	41 ERMENAULT Corentin 46 MAITRE Florian 48 TABELLION Valentin 49 THOMAS Benjamin						
<b>7</b>	<b>5 POLAND</b>	<b>POL</b>	1:03.997(8)	2:01.249(7) 57.252(7)	2:59.141(8) 57.892(8)	<b>3:56.328</b> <b>57.187(4)</b>	60,932 km/h
	102 KRAWCZYK Szymon 106 RUDYK Bartosz 108 SAJNOK Szymon 110 STANISZEWSKI Daniel						
<b>8</b>	<b>8 BELGIUM</b>	<b>BEL</b>	1:03.782(5)	2:01.580(9) 57.797(9)	2:59.638(9) 58.058(9)	<b>3:57.211</b> <b>57.573(6)</b>	60,705 km/h
	16 DE KETELE Kenny 18 GHYS Robbe 19 HERREGODTS Rune 23 WEEMAES Sasha						

16-20 October 2019

Communiqué n° 27

## Men's Team Pursuit Qualifying / Qualifications

### Results / Résultats

World Record: 3'48"012 AUSTRALIA (LEIGH HOWARD, SAM WELSFORD, KELLAND O'BRIEN, ALEX PORTER) 28.02.2019 PRUSZKOW (POL)

Race distance: 4000m (16 laps)

Rank		1000m	2000m	3000m	Time	Speed
9	7 <b>RUSSIA</b>	<b>RUS</b> 1:02.760(2)	1:59.799(2) 57.039(5)	2:57.534(5) 57.734(7)	<b>3:57.255</b> <b>59.721(10)</b>	60,694 km/h
	119 GONOV Lev 124 SMIRNOV Ivan 125 SYRITSA Gleb 128 BERSENEV Nikita					
10	10 <b>BELARUS</b>	<b>BLR</b> 1:04.714(10)	2:02.830(10) 58.116(10)	3:01.922(10) 59.091(10)	<b>4:01.545</b> <b>59.623(9)</b>	59,616 km/h
	7 AKHRAMENKA Yauheni 9 KARALIOK Yauheni 12 SHEMETAU Mikhail 14 TSISHKOU Raman					
11	11 <b>UKRAINE</b>	<b>UKR</b> 1:06.697(11)	2:06.464(11) 59.767(11)	3:06.593(11) 1:00.129(11)	<b>4:07.472</b> <b>1:00.879(11)</b>	58,188 km/h
	148 DZHUS Volodymyr 149 GLADYSH Roman 150 HRYNIV Vitaliy 153 TSARENKO Kyrlyo					

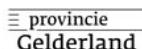
Qualification rule: The eight teams recording the best times in the qualifying round will be matched in the First round as follows: The 6th fastest team against the 7th fastest team. The 5th fastest team against the 8th fastest team. The 2nd fastest team against the 3rd fastest team. The fastest team against the 4th fastest team. The winners of heats 3 and 4 in the First round ride the final for the gold and silver medals. The remaining six teams will be ranked by their times in the First round and will be paired as follows: The two fastest teams ride the final for the bronze medal

Communiqué approved by the President of the Commissaires Panel

Report printed: 16/10/2019 17:52

TCT v1.1 Page 2/2

INSTITUTIONAL PARTNERS



LOCAL ORGANISING COMMITTEE



OFFICIAL SUPPLIERS



**Men's Team Pursuit**  
**First Round/ Premier Tour**  
**Start List / Liste de départ**

World Record: 3'48"012 AUSTRALIA (LEIGH HOWARD, SAM WELSFORD, KELLAND O'BRIEN, ALEX PORTER) 28.02.2019 PRUSZKOW (POL)

Race distance: 4000m (16 laps)

**Team**

---

**Heat 1 FRANCE**

41 ERMENAULT Corentin  
46 MAITRE Florian  
48 TABELLION Valentin  
49 THOMAS Benjamin

**POLAND**

102 KRAWCZYK Szymon  
106 RUDYK Bartosz  
108 SAJNOK Szymon  
110 STANISZEWSKI Daniel

---

**Heat 2 SWITZERLAND**

140 BISSEGER Stefan  
142 IMHOF Claudio  
145 THIEBAUD Valere  
146 THIÈRY Cyrille

**BELGIUM**

16 DE KETELE Kenny  
18 GHYS Robbe  
19 HERREGODTS Rune  
23 WEEMAES Sasha

---

**Heat 3 GREAT BRITAIN**

63 CLANCY Edward  
64 HAYTER Ethan  
67 TANFIELD Charlie  
70 WOOD Oliver

**ITALY**

81 CONSONNI Simone  
82 GANNA Filippo  
83 LAMON Francesco  
85 PLEBANI Davide

---

**Heat 4 DENMARK**

32 HANSEN Lasse Norman  
33 JOHANSEN Julius  
34 MADSEN Frederik  
37 PEDERSEN Rasmus

**GERMANY**

55 GROSS Felix  
57 REINHARDT Theo  
60 WEINSTEIN Domenic  
59 SCHOMBER Nils

Qualification rule: The eight teams recording the best times in the qualifying round will be matched in the First round as follows:  
The 6th fastest team against the 7th fastest team. The 5th fastest team against the 8th fastest team. The 2nd fastest team

16-20 October 2019

Communiqué n° 28A

**Men's Team Pursuit**  
**First Round/ Premier Tour**  
**Start List / Liste de départ**

World Record: 3'48"012 AUSTRALIA (LEIGH HOWARD, SAM WELSFORD, KELLAND O'BRIEN, ALEX PORTER) 28.02.2019 PRUSZKOW (POL)

Race distance: 4000m (16 laps)

against the 3rd fastest team. The fastest team against the 4th fastest team. The winners of heats 3 and 4 in the First round ride the final for the gold and silver medals. The remaining six teams will be ranked by their times in the First round and will be paired as follows: The two fastest teams ride the final for the bronze medal

Communiqué approved by the President of the Commissaires Panel \_\_\_\_\_

**Men's Team Pursuit  
First Round/ Premier Tour  
Results / Résultats**

World Record: 3'48"012 AUSTRALIA (LEIGH HOWARD, SAM WELSFORD, KELLAND O'BRIEN, ALEX PORTER) 28.02.2019 PRUSZKOW (POL)

Race distance: 4000m (16 laps)

Heat 1	Team	1km	2km	3km	Time	Diff
<b>1</b>	<b>FRANCE</b>	1:02.581(1)	1:58.721(1)	2:55.176(1)	<b>3:55.686</b>	
	41 ERMENAULT Corentin		56.140(1)	56.454(1)	<b>1:00.510(1)</b>	
	46 MAITRE Florian					
	48 TABELLION Valentin					
	49 THOMAS Benjamin					
<b>2</b>	<b>POLAND</b>	1:04.247(2)	2:01.816(2)	3:00.594(2)	<b>4:01.376</b>	
	102 KRAWCZYK Szymon		57.569(2)	58.777(2)	<b>1:00.782(2)</b>	
	106 RUDYK Bartosz					
	108 SAJNOK Szymon					
	110 STANISZEWSKI Daniel					

Heat 2	Team	1km	2km	3km	Time	Diff
<b>1</b>	<b>SWITZERLAND</b>	1:03.857(1)	1:59.840(1)	2:55.978(1)	<b>3:52.860</b>	
	140 BISSEGGGER Stefan		55.982(1)	56.137(1)	<b>56.882(1)</b>	
	142 IMHOF Claudio					
	145 THIEBAUD Valere					
	146 THIÉRY Cyrille					
<b>2</b>	<b>BELGIUM</b>	1:03.866(2)	2:01.347(2)	2:59.164(2)	<b>3:57.985</b>	
	16 DE KETELE Kenny		57.481(2)	57.817(2)	<b>58.820(2)</b>	
	18 GHYS Robbe					
	19 HERREGODTS Rune					
	23 WEEMAES Sasha					

Heat 3	Team	1km	2km	3km	Time	Diff
<b>1</b>	<b>ITALY</b>	1:03.057(2)	1:58.518(2)	2:54.824(1)	<b>3:51.604</b>	
	81 CONSONNI Simone		55.460(1)	56.306(1)	<b>56.779(1)</b>	
	82 GANNA Filippo					
	83 LAMON Francesco					
	85 PLEBANI Davide					
<b>2</b>	<b>GREAT BRITAIN</b>	1:02.914(1)	1:59.119(1)	2:55.221(2)	<b>3:52.230</b>	
	63 CLANCY Edward		56.204(2)	56.101(2)	<b>57.009(2)</b>	
	64 HAYTER Ethan					
	67 TANFIELD Charlie					
	70 WOOD Oliver					

Heat 4	Team	1km	2km	3km	Time	Diff
<b>1</b>	<b>DENMARK</b>	1:02.618(1)	1:57.717(1)	2:53.895(1)	<b>3:48.762</b>	
	32 HANSEN Lasse Norman		55.099(1)	56.178(1)	<b>54.866(1)</b>	
	33 JOHANSEN Julius					
	34 MADSEN Frederik					
	37 PEDERSEN Rasmus					
<b>2</b>	<b>GERMANY</b>	1:03.574(2)	1:59.650(2)	2:56.420(2)	<b>3:53.974</b>	
	55 GROSS Felix		56.075(2)	56.770(2)	<b>57.553(2)</b>	
	57 REINHARDT Theo					
	60 WEINSTEIN Domenic					
	59 SCHOMBER Nils					

Qualification rule: The eight teams recording the best times in the qualifying round will be matched in the First round as follows: The 6th fastest team against the 7th fastest team. The 5th fastest team against the 8th fastest team. The

## Men's Team Pursuit First Round/ Premier Tour

### Results / Résultats

World Record: 3'48"012 AUSTRALIA (LEIGH HOWARD, SAM WELSFORD, KELLAND O'BRIEN, ALEX PORTER) 28.02.2019 PRUSZKOW (POL)

Race distance: 4000m (16 laps)

2nd fastest team against the 3rd fastest team. The fastest team against the 4th fastest team. The winners of heats 3 and 4 in the First round ride the final for the gold and silver medals. The remaining six teams will be ranked by their times in the First round and will be paired as follows: The two fastest teams ride the final for the bronze medal

Communiqué approved by the President of the Commissaires Panel

-----

16-20 October 2019

Communiqué n° 30A

## Men's Team Pursuit

### Finals/ Finales

#### Start List / Liste de départ

World Record: 3'48"012 AUSTRALIA (LEIGH HOWARD, SAM WELSFORD, KELLAND O'BRIEN, ALEX PORTER) 28.02.2019 PRUSZKOW (POL)

Race distance: 4000m (16 laps)

<b>Heat for Bronze</b>	<b>1</b>	<b>GREAT BRITAIN</b>	<b>GBR</b>
		63 CLANCY Edward	
		64 HAYTER Ethan	
		67 TANFIELD Charlie	
		70 WOOD Oliver	
	<b>3</b>	<b>SWITZERLAND</b>	<b>SUI</b>
		140 BISSEGGER Stefan	
		142 IMHOF Claudio	
		145 THIEBAUD Valere	
		146 THIÈRY Cyrille	
<b>Heat for Gold</b>	<b>6</b>	<b>DENMARK</b>	<b>DEN</b>
		32 HANSEN Lasse Norman	
		33 JOHANSEN Julius	
		34 MADSEN Frederik	
		37 PEDERSEN Rasmus	
	<b>2</b>	<b>ITALY</b>	<b>ITA</b>
		86 SCARTEZZINI Michele	
		82 GANNA Filippo	
		83 LAMON Francesco	
		85 PLEBANI Davide	

Communiqué approved by the President of the Commissaires Panel

16-20 October 2019

Communiqué n° 31

## Men's Team Pursuit Results and Final Classification / Résultats et classement final

### Results / Résultats

World Record: 3'48"012 AUSTRALIA (LEIGH HOWARD, SAM WELSFORD, KELLAND O'BRIEN, ALEX PORTER) 28.02.2019 PRUSZKOW (POL)

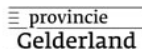
Race distance: 4000m (16 laps)

Medal	Rank	Team		1000m	2000m	3000m	Time	Speed
<b>Gold</b>	<b>1</b>	<b>DENMARK</b>	<b>DEN</b>	1:02.325(1)	1:57.550(1)	2:53.707(1)	<b>3:49.113</b>	
					55.224(1)	56.156(1)	<b>55.406(1)</b>	
		32	HANSEN Lasse Norman					
		33	JOHANSEN Julius					
		34	MADSEN Frederik					
		37	PEDERSEN Rasmus					
<b>Silver</b>	<b>2</b>	<b>ITALY</b>	<b>ITA</b>	1:03.150(2)	1:59.137(2)	2:56.242(2)	<b>3:54.117</b>	
					55.987(2)	57.105(2)	<b>57.874(2)</b>	
		86	SCARTEZZINI Michele					
		82	GANNA Filippo					
		83	LAMON Francesco					
		85	PLEBANI Davide					
<b>Bronze</b>	<b>3</b>	<b>GREAT BRITAIN</b>	<b>GBR</b>	1:02.665(1)	1:58.689(1)	2:54.920(1)	<b>3:51.428</b>	
					56.023(1)	56.231(1)	<b>56.508(1)</b>	
		63	CLANCY Edward					
		64	HAYTER Ethan					
			67	TANFIELD Charlie				
			70	WOOD Oliver				
	<b>4</b>	<b>SWITZERLAND</b>	<b>SUI</b>	1:04.119(2)	2:00.682(2)	2:57.295(2)	<b>3:54.278</b>	
					56.562(2)	56.613(2)	<b>56.982(2)</b>	
		140	BISSEGGER Stefan					
		142	IMHOF Claudio					
			145	THIEBAUD Valere				
			146	THIÉRY Cyrille				
<b>5</b>	<b>GERMANY</b>	<b>GER</b>						
	55	GROSS Felix						
	57	REINHARDT Theo						
		60	WEINSTEIN Domenic					
		59	SCHOMBER Nils					
<b>6</b>	<b>FRANCE</b>	<b>FRA</b>						
	41	ERMENAUULT Corentin						
	46	MAITRE Florian						
		48	TABELLION Valentin					
		49	THOMAS Benjamin					
<b>7</b>	<b>BELGIUM</b>	<b>BEL</b>						
	16	DE KETELE Kenny						
	18	GHYS Robbe						
		19	HERREGODTS Rune					
		23	WEEMAES Sasha					
<b>8</b>	<b>POLAND</b>	<b>POL</b>						
	102	KRAWCZYK Szymon						
	106	RUDYK Bartosz						
		108	SAJNOK Szymon					
		110	STANISZEWSKI Daniel					

Report printed: 17/10/2019 21:43

TCT v1.1 Page 1/2

INSTITUTIONAL PARTNERS



LOCAL ORGANISING COMMITTEE



OFFICIAL SPONSORS



OFFICIAL SUPPLIERS





## Men's Team Pursuit Results and Final Classification / Résultats et classement final

### Results / Résultats

World Record: 3'48"012 AUSTRALIA (LEIGH HOWARD, SAM WELSFORD, KELLAND O'BRIEN, ALEX PORTER) 28.02.2019 PRUSZKOW (POL)

Race distance: 4000m (16 laps)

<b>9</b>	<b>RUSSIA</b>	<b>RUS</b>
119	GONOV Lev	
124	SMIRNOV Ivan	
125	SYRITSA Gleb	
128	BERSENEV Nikita	
<b>10</b>	<b>BELARUS</b>	<b>BLR</b>
7	AKHRAMENKA Yauheni	
9	KARALIOK Yauheni	
12	SHEMETAU Mikhail	
14	TSISHKOU Raman	
<b>11</b>	<b>UKRAINE</b>	<b>UKR</b>
148	DZHUS Volodymyr	
149	GLADYSH Roman	
150	HRYNIV Vitaliy	
153	TSARENKO Kyrylo	

Communiqué approved by the President of the Commissaires Panel

-----

16-20 October 2019

Communiqué n° 32A

**Men's Elimination Race  
Start List / Liste de départ**

<b>Starting on the Railing</b>			
<b>No.</b>	<b>Rider</b>	<b>Nation</b>	<b>Team</b>
4	MASTALLER Stefan	AUT	AUSTRIA
73	FILUTÁS Viktor	HUN	HUNGARY
97	PIETERS Roy	NED	NETHERLANDS
149	GLADYSH Roman	UKR	UKRAINE
11	RAMANAU Raman	BLR	BELARUS
72	VOLIKAKIS Zafeiris	GRE	GREECE
104	PROKOPYSZYN Filip	POL	POLAND
122	ROSTOVTSEV Sergei	RUS	RUSSIA
39	COQUARD Bryan	FRA	FRANCE

<b>Starting on the Blueband</b>			
<b>No.</b>	<b>Rider</b>	<b>Nation</b>	<b>Team</b>
69	WALLS Matthew	GBR	GREAT BRITAIN
137	PELEGRI FERRANDIS Oscar	ESP	SPAIN
114	OLIVEIRA Rui	POR	PORTUGAL
20	HESTERS Jules	BEL	BELGIUM
143	RÜEGG Lukas	SUI	SWITZERLAND
25	BABOR Daniel	CZE	CZECH REPUBLIC
87	VIVIANI Elia	ITA	ITALY
132	KUBIŠ Lukáš	SVK	SLOVAKIA
51	BEYER Maximilian	GER	GERMANY

Communiqué approved by the Secretary of the Commissaires Panel

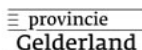
Report printed: 15/10/2019 19:57



[www.veloreults.com](http://www.veloreults.com)

TCM v 2 Page 1/1

INSTITUTIONAL PARTNERS



OFFICIAL SPONSORS



LOCAL ORGANISING COMMITTEE



OFFICIAL SUPPLIERS



**Men's Elimination Race  
Results / Résultats**

Elapsed time:

Average Speed:

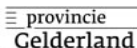
Rank	Bib	Name	Nation	Team	Laps Down
1	87	VIVIANI Elia	ITA	ITALY	
2	39	COQUARD Bryan	FRA	FRANCE	
3	104	PROKOPYSZYN Filip	POL	POLAND	
4	69	WALLS Matthew	GBR	GREAT BRITAIN	
5	114	OLIVEIRA Rui	POR	PORTUGAL	
6	137	PELEGRI Oscar	ESP	SPAIN	
7	25	BABOR Daniel	CZE	CZECH REPUBLIC	
8	143	RUEGG Lukas	SUI	SWITZERLAND	
9	122	ROSTOVTSEV Sergei	RUS	RUSSIA	
10	51	BEYER Maximilian	GER	GERMANY	
11	4	MASTALLER Stefan	AUT	AUSTRIA	
12	149	GLADYSH Roman	UKR	UKRAINE	
13	72	VOLIKAKIS Zafeiris	GRE	GREECE	
14	97	PIETERS Roy	NED	NETHERLANDS	
15	73	FILUTAS Viktor	HUN	HUNGARY	
16	132	KUBIS Lukas	SVK	SLOVAKIA	
17	11	RAMANAU Raman	BLR	BELARUS	
18	20	HESTERS Jules	BEL	BELGIUM	

Communiqué approved by the Secretary of the Commissaires Panel

Report printed: 16/10/2019 20:03

TCM v2 Page 1/1

INSTITUTIONAL PARTNERS



OFFICIAL SPONSORS



LOCAL ORGANISING COMMITTEE



OFFICIAL SUPPLIERS



## Men's 200m Time Trial Sprint Qualification

### Start List / Liste de départ

World Record: 9"100 NICHOLAS PAUL (TTO) 04.09.2019 COCHABAMBA (BOL)

Race distance: 200m

Heat	Bib	Name	Team
1	152	MOSHCHONSKYI Oleksandr	UKRAINE
2	155	STOVBETSKYI Dmytro	UKRAINE
3	15	ZAITSAU Artsiom	BELARUS
4	109	SARNECKI Rafal	POLAND
5	54	ENGLER Eric	GERMANY
6	80	CECI Francesco	ITALY
7	89	JONAUSKAS Svajunas	LITHUANIA
8	116	SZABO Norbert	ROMANIA
9	26	CECHMAN Martin	CZECH REPUBLIC
10	136	MORENO SANCHEZ Jose	SPAIN
11	42	HELAL Rayan	FRANCE
12	53	DORNBACH Maximilian	GERMANY
13	138	PERALTA GASCON Juan	SPAIN
14	68	TRUMAN Joseph	GREAT BRITAIN
15	127	YAKUSHEVSKIY Pavel	RUSSIA
16	75	SZALONTAY Sandor	HUNGARY
17	90	LENDEL Vasilijus	LITHUANIA
18	50	VIGIER Sebastien	FRANCE
19	27	KELEMEN Pavel	CZECH REPUBLIC
20	62	CARLIN Jack	GREAT BRITAIN
21	117	DMITRIEV Denis	RUSSIA
22	107	RUDYK Mateusz	POLAND
23	94	HOOGLAND Jeffrey	NETHERLANDS
24	95	LAVREYSEN Harrie	NETHERLANDS

Qualification rule: Top 8 riders qualify for 1/8 finals. 9th to 24th places qualify for 1/16 finals.

Communiqué approved by the Secretary of the Commissaires Panel \_\_\_\_\_

## Men's 200m Time Trial Sprint Qualification

### Qualifying / Qualifications

#### Results / Résultats

**World Record: 9"100 NICHOLAS PAUL (TTO) 04.09.2019 COCHABAMBA (BOL)**

**Race distance: 200m**

Rank	Bib	Name	Team	100m	Time	Speed
1	94	HOOGLAND Jeffrey	NETHERLANDS	4.708(1)	9.474 4.765(1)	75,997 km/h
2	95	LAVREYSEN Harrie	NETHERLANDS	4.723(2)	9.510 4.786(2)	75,709 km/h
3	107	RUDYK Mateusz	POLAND	4.813(4)	9.677 4.863(4)	74,403 km/h
4	117	DMITRIEV Denis	RUSSIA	4.855(8)	9.704 4.848(3)	74,196 km/h
5	127	YAKUSHEVSKIY Pavel	RUSSIA	4.844(6)	9.719 4.874(5)	74,081 km/h
6	50	VIGIER Sebastien	FRANCE	4.809(3)	9.732 4.922(6)	73,982 km/h
7	68	TRUMAN Joseph	GREAT BRITAIN	4.834(5)	9.765 4.930(8)	73,732 km/h
8	27	KELEMEN Pavel	CZECH REPUBLIC	4.876(10)	9.805 4.928(7)	73,431 km/h
9	42	HELAL Rayan	FRANCE	4.910(11)	9.865 4.955(9)	72,985 km/h
10	90	LENDEL Vasilijus	LITHUANIA	4.854(7)	9.879 5.025(13)	72,881 km/h
11	62	CARLIN Jack	GREAT BRITAIN	4.872(9)	9.888 5.016(11)	72,815 km/h
12	54	ENGLER Eric	GERMANY	4.919(12)	9.938 5.019(12)	72,449 km/h
13	75	SZALONTAY Sandor	HUNGARY	4.926(13)	9.981 5.055(16)	72,137 km/h
14	138	PERALTA GASCON Juan	SPAIN	4.980(16)	9.993 5.012(10)	72,050 km/h
15	26	CECHMAN Martin	CZECH REPUBLIC	4.972(15)	9.999 5.026(14)	72,007 km/h
16	136	MORENO SANCHEZ Jose	SPAIN	4.965(14)	10.035 5.070(17)	71,748 km/h
17	53	DORNBACH Maximilian	GERMANY	5.001(18)	10.040 5.038(15)	71,713 km/h
18	109	SARNECKI Rafal	POLAND	4.989(17)	10.135 5.146(18)	71,040 km/h
19	116	SZABO Norbert	ROMANIA	5.028(19)	10.191 5.162(21)	70,650 km/h
20	80	CECI Francesco	ITALY	5.052(20)	10.200 5.148(19)	70,588 km/h
21	89	JONASKAS Svajunas	LITHUANIA	5.054(21)	10.216 5.162(20)	70,477 km/h
22	15	ZAITSAU Artsiom	BELARUS	5.105(22)	10.347 5.241(22)	69,585 km/h
23	155	STOVBETSKYI Dmytro	UKRAINE	5.158(23)	10.535 5.377(23)	68,343 km/h
24	152	MOSHCHONSKYI Oleksandr	UKRAINE	5.280(24)	10.765 5.484(24)	66,883 km/h

Qualification rule: Top 8 riders qualify for 1/8 finals. 9th to 24th places qualify for 1/16 finals.

## Men's 200m Time Trial Sprint Qualification

Qualifying / Qualifications

Results / Résultats

World Record: 9"100 NICHOLAS PAUL (TTO) 04.09.2019 COCHABAMBA (BOL)

Race distance: 200m

Rank	Bib	Name	Team	100m	Time	Speed
------	-----	------	------	------	------	-------

Communiqué approved by the Secretary of the Commissaires Panel \_\_\_\_\_

16-20 October 2019

Communiqué n° 36

## Men's Sprint Start List / Liste de départ

1/16 Finals Heat	Bib	Name	Team
<b>1/16 Finals Heat 1</b>	42	HELAL Rayan	FRANCE
	152	MOSHCHONSKYI Oleksandr	UKRAINE
<b>1/16 Finals Heat 2</b>	90	LENDEL Vasilijus	LITHUANIA
	155	STOVBETSKYI Dmytro	UKRAINE
<b>1/16 Finals Heat 3</b>	62	CARLIN Jack	GREAT BRITAIN
	15	ZAITSAU Artsiom	BELARUS
<b>1/16 Finals Heat 4</b>	54	ENGLER Eric	GERMANY
	89	JONAUSKAS Svajunas	LITHUANIA
<b>1/16 Finals Heat 5</b>	75	SZALONTAY Sandor	HUNGARY
	80	CECI Francesco	ITALY
<b>1/16 Finals Heat 6</b>	138	PERALTA GASCON Juan	SPAIN
	116	SZABO Norbert	ROMANIA
<b>1/16 Finals Heat 7</b>	26	CECHMAN Martin	CZECH REPUBLIC
	109	SARNECKI Rafal	POLAND
<b>1/16 Finals Heat 8</b>	136	MORENO SANCHEZ Jose	SPAIN
	53	DORNBACH Maximilian	GERMANY

Qualification rule: The Winners of each heat advance to the 1/8 Finals.

Communiqué approved by the Secretary of the Commissaires Panel \_\_\_\_\_

16-20 October 2019

Communiqué n° 37

## Men's Sprint Results / Résultats

Place	Bib	Name	Team		
<b>1/16 Finals Heat 1</b>					
1	42	HELAL Rayan	FRANCE	X	Time:10.488
2	152	MOSHCHONSKYI Oleksandr	UKRAINE		Speed: 68,649km/h
<b>1/16 Finals Heat 2</b>					
1	90	LENDEL Vasilijus	LITHUANIA	X	Time:10.290
2	155	STOVBETSKYI Dmytro	UKRAINE		Speed: 69,97km/h
<b>1/16 Finals Heat 3</b>					
1	62	CARLIN Jack	GREAT BRITAIN	X	Time:10.405
2	15	ZAITSAU Artsiom	BELARUS		Speed: 69,197km/h
<b>1/16 Finals Heat 4</b>					
1	89	JONAUSKAS Svajunas	LITHUANIA	X	Time:10.694
2	54	ENGLER Eric	GERMANY	REL	Speed: 67,327km/h
<b>1/16 Finals Heat 5</b>					
1	75	SZALONTAY Sandor	HUNGARY	X	Time:10.548
2	80	CECI Francesco	ITALY		Speed: 68,259km/h
<b>1/16 Finals Heat 6</b>					
1	138	PERALTA GASCON Juan	SPAIN	X	Time:10.591
2	116	SZABO Norbert	ROMANIA		Speed: 67,982km/h
<b>1/16 Finals Heat 7</b>					
1	109	SARNECKI Rafal	POLAND	X	Time:10.204
2	26	CECHMAN Martin	CZECH REPUBLIC		Speed: 70,56km/h
<b>1/16 Finals Heat 8</b>					
1	53	DORNBACH Maximilian	GERMANY	X	Time:10.362
2	136	MORENO SANCHEZ Jose	SPAIN		Speed: 69,484km/h

Qualification rule: The Winners of each heat advance to the 1/8 Finals.

Relegation for rider #54 ENGLER, Eric GER (UCI ID 10006665496) for not having held his line during the last 200 meters of the race ( heat 4)

Communiqué approved by the Secretary of the Commissaires Panel



16-20 October 2019

Communiqué n° 38

## Men's Sprint

### Start List / Liste de départ

1/8 Finals Heat	Bib	Name	Team
1/8 Finals Heat 1	94	HOOGLAND Jeffrey	NETHERLANDS
	53	DORNBACH Maximilian	GERMANY
1/8 Finals Heat 2	95	LAVREYSEN Harrie	NETHERLANDS
	109	SARNECKI Rafal	POLAND
1/8 Finals Heat 3	107	RUDYK Mateusz	POLAND
	138	PERALTA GASCON Juan	SPAIN
1/8 Finals Heat 4	117	DMITRIEV Denis	RUSSIA
	75	SZALONTAY Sandor	HUNGARY
1/8 Finals Heat 5	127	YAKUSHEVSKIY Pavel	RUSSIA
	89	JONASKAS Svajunas	LITHUANIA
1/8 Finals Heat 6	50	VIGIER Sebastien	FRANCE
	62	CARLIN Jack	GREAT BRITAIN
1/8 Finals Heat 7	68	TRUMAN Joseph	GREAT BRITAIN
	90	LENDEL Vasilijus	LITHUANIA
1/8 Finals Heat 8	27	KELEMEN Pavel	CZECH REPUBLIC
	42	HELAL Rayan	FRANCE

Qualification rule: The Winners of each heat advance to the 1/4 Finals.

Communiqué approved by the Secretary of the Commissaires Panel \_\_\_\_\_

16-20 October 2019

Communiqué n° 39

## Men's Sprint Results / Résultats

Place	Bib	Name	Team		
<b>1/8 Finals Heat 1</b>					
1	94	<b>HOOGLAND Jeffrey</b>	<b>NETHERLANDS</b>	<b>X</b>	Time:10.530
2	53	DORNBACH Maximilian	GERMANY		Speed: 68,376km/h
<b>1/8 Finals Heat 2</b>					
1	95	<b>LAVREYSEN Harrie</b>	<b>NETHERLANDS</b>	<b>X</b>	Time:10.107
2	109	SARNECKI Rafal	POLAND		Speed: 71,237km/h
<b>1/8 Finals Heat 3</b>					
1	107	<b>RUDYK Mateusz</b>	<b>POLAND</b>	<b>X</b>	Time:09.936
2	138	PERALTA GASCON Juan	SPAIN		Speed: 72,463km/h
<b>1/8 Finals Heat 4</b>					
1	117	<b>DMITRIEV Denis</b>	<b>RUSSIA</b>	<b>X</b>	Time:10.475
2	75	SZALONTAY Sandor	HUNGARY		Speed: 68,735km/h
<b>1/8 Finals Heat 5</b>					
1	127	<b>YAKUSHEVSKIY Pavel</b>	<b>RUSSIA</b>	<b>X</b>	Time:10.432
2	89	JONASKAS Svajunas	LITHUANIA		Speed: 69,018km/h
<b>1/8 Finals Heat 6</b>					
1	62	<b>CARLIN Jack</b>	<b>GREAT BRITAIN</b>	<b>X</b>	Time:10.203
2	50	VIGIER Sebastien	FRANCE		Speed: 70,567km/h
<b>1/8 Finals Heat 7</b>					
1	68	<b>TRUMAN Joseph</b>	<b>GREAT BRITAIN</b>	<b>X</b>	Time:10.399
2	90	LENDEL Vasilijus	LITHUANIA		Speed: 69,237km/h
<b>1/8 Finals Heat 8</b>					
1	42	<b>HELAL Rayan</b>	<b>FRANCE</b>	<b>X</b>	Time:10.306
2	27	KELEMEN Pavel	CZECH REPUBLIC		Speed: 69,862km/h

Qualification rule: The Winners of each heat advance to the 1/4 Finals.

Communiqué approved by the Secretary of the Commissaires Panel

16-20 October 2019

Communiqué n° 40

## Men's Sprint Start List / Liste de départ

1/4 Finals Heat 1	Bib	Name	Team
	94	HOOGLAND Jeffrey	NETHERLANDS
	42	HELAL Rayan	FRANCE
1/4 Finals Heat 2	Bib	Name	Team
	95	LAVREYSEN Harrie	NETHERLANDS
	68	TRUMAN Joseph	GREAT BRITAIN
1/4 Finals Heat 3	Bib	Name	Team
	107	RUDYK Mateusz	POLAND
	62	CARLIN Jack	GREAT BRITAIN
1/4 Finals Heat 4	Bib	Name	Team
	117	DMITRIEV Denis	RUSSIA
	127	YAKUSHEVSKIY Pavel	RUSSIA

Qualification rule: The Winners of each heat advance to the 1/2 Finals.

Communiqué approved by the Secretary of the Commissaires Panel

16-20 October 2019

Communiqué n° 41

## Men's Sprint Results / Résultats

Place	Bib	Name	Team	Race 1	Race 2	Decider
<b>1/4 Finals Heat 1</b>						
1	94	HOOGLAND Jeffrey	NETHERLANDS	X		X
2	42	HELAL Rayan	FRANCE		X	
				Time:10.031 71,777km/h	Time:10.130 71,076km/h	Time:09.844 71,777km/h
<b>1/4 Finals Heat 2</b>						
1	95	LAVREYSEN Harrie	NETHERLANDS	X	X	
2	68	TRUMAN Joseph	GREAT BRITAIN			
				Time:10.044 71,684km/h	Time:09.913 72,631km/h	
<b>1/4 Finals Heat 3</b>						
1	107	RUDYK Mateusz	POLAND	X	X	
2	62	CARLIN Jack	GREAT BRITAIN			
				Time:10.192 70,643km/h	Time:09.904 72,697km/h	
<b>1/4 Finals Heat 4</b>						
1	117	DMITRIEV Denis	RUSSIA	X	X	
2	127	YAKUSHEVSKIY Pavel	RUSSIA			
				Time:10.955 65,723km/h	Time:10.260 70,175km/h	

Qualification rule: The Winners of each heat advance to the 1/2 Finals.

Communiqué approved by the Secretary of the Commissaires Panel

16-20 October 2019

Communiqué n° 42

## Men's Sprint

### Start List / Liste de départ

Semifinals Heat 1	Bib	Name	Team
	94	HOOGLAND Jeffrey	NETHERLANDS
	117	DMITRIEV Denis	RUSSIA

Semifinals Heat 2	Bib	Name	Team
	95	LAVREYSEN Harrie	NETHERLANDS
	107	RUDYK Mateusz	POLAND

Qualification rule: The Winners of each heat advance to the Final for Gold, others advance to the Final for Bronze

Communiqué approved by the Secretary of the Commissaires Panel \_\_\_\_\_

16-20 October 2019

Communiqué n° 43

## Men's Sprints Results / Résultats

Place	Bib	Name	Team	Race 1	Race 2	Decider
<b>Semifinals Heat 1</b>						
1	94	<b>HOOGLAND Jeffrey</b>	<b>NETHERLANDS</b>	<b>X</b>	<b>X</b>	
2	117	DMITRIEV Denis	RUSSIA			
				Time:00.000 0,008km/h	Time:09.847 73,118km/h	
<b>Semifinals Heat 2</b>						
1	95	<b>LAVREYSEN Harrie</b>	<b>NETHERLANDS</b>	<b>X</b>	<b>X</b>	
2	107	RUDYK Mateusz	POLAND			
				Time:09.788 73,559km/h	Time:09.728 74,013km/h	

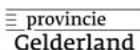
Qualification rule: The Winners of each heat advance to the Final for Gold, others advance to the Final for Bronze

Communiqué approved by the Secretary of the Commissaires Panel

Report printed: 18/10/2019 19:18

TCT v2.0 Page 1/1

INSTITUTIONAL PARTNERS



OFFICIAL SPONSORS



LOCAL ORGANISING COMMITTEE



OFFICIAL SUPPLIERS



## Men's Sprints

### Start List / Liste de départ

Final for Bronze	Bib	Name	Team
	117	DMITRIEV Denis	RUSSIA
	107	RUDYK Mateusz	POLAND

Final for Gold	Bib	Name	Team
	94	HOOGLAND Jeffrey	NETHERLANDS
	95	LAVREYSEN Harrie	NETHERLANDS

Communiqué approved by the Secretary of the Commissaires Panel

16-20 October 2019

Communiqué n° 45

## Men's Sprints Results / Résultats

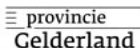
Place	Bib	Name	Team	Race 1	Race 2	Decider
<b>Final for Bronze</b>						
1	107	<b>RUDYK Mateusz</b>	<b>POLAND</b>	<b>X</b>		<b>X</b>
2	117	DMITRIEV Denis	RUSSIA		<b>X</b>	
				Time:10.073 71.478km/h	Time:10.009 71.935km/h	Time:10.018 71.478km/h
<b>Final for Gold</b>						
1	94	<b>HOOGLAND Jeffrey</b>	<b>NETHERLANDS</b>	<b>X</b>	<b>X</b>	
2	95	LAVREYSEN Harrie	NETHERLANDS			
				Time:09.683 74.357km/h	Time:09.702 74.211km/h	

Communiqué approved by the Secretary of the Commissaires Panel

Report printed: 19/10/2019 14:39

TCT v2.0 Page 1/1

INSTITUTIONAL PARTNERS



OFFICIAL SPONSORS



LOCAL ORGANISING COMMITTEE



OFFICIAL SUPPLIERS





16-20 October 2019

Communiqué n° 46

## Men's Sprint Final Classification / Classement Final

Rank	Bib	Rider	Team	UCI ID
1	94	HOOGLAND, Jeffrey	NETHERLANDS	10007379761
2	95	LAVREYSEN, Harrie	NETHERLANDS	10009535686
3	107	RUDYK, Mateusz	POLAND	10009079382
4	117	DMITRIEV, Denis	RUSSIA	10003100142
5	127	YAKUSHEVSKIY, Pavel	RUSSIA	10004640220
6	68	TRUMAN, Joseph	GREAT BRITAIN	10017950943
7	42	HELAL, Rayan	FRANCE	10015683567
8	62	CARLIN, Jack	GREAT BRITAIN	10009967641
9	50	VIGIER, Sebastien	FRANCE	10010678569
10	27	KELEMEN, Pavel	CZECH REPUBLIC	10006422895
11	90	LENDEL, Vasilijus	LITHUANIA	10009181234
12	75	SZALONTAY, Sandor	HUNGARY	10007073506
13	138	PERALTA GASCON, Juan	SPAIN	10006552534
14	53	DORNBACH, Maximilian	GERMANY	10007779683
15	109	SARNECKI, Rafal	POLAND	10005953154
16	89	JONASKAS, Svajunas	LITHUANIA	10009181032
17	54	ENGLER, Eric	GERMANY	10006665496
18	26	CECHMAN, Martin	CZECH REPUBLIC	10010166590
19	136	MORENO SANCHEZ, Jose	SPAIN	10007502427
20	116	SZABO, Norbert	ROMANIA	10055137915
21	80	CECI, Francesco	ITALY	10006073493
22	15	ZAITSAU, Artsiom	BELARUS	10009017243
23	155	STOVBETSKYI, Dmytro	UKRAINE	10090555241
24	152	MOSHCHONSKYI, Oleksandr	UKRAINE	10093638932

Communiqué approved by the Secretary of the Commissaires Panel

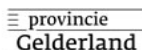
Report printed: 18/10/2019 21:50



www.veloresults.com

TCT v.1.1 Page 1/1

INSTITUTIONAL PARTNERS



LOCAL ORGANISING COMMITTEE



OFFICIAL SPONSORS



OFFICIAL SUPPLIERS



16-20 October 2019

Communiqué n° 47A

**Men's Scratch Race  
Start List / Liste de départ**

Race distance: 15 km (60 laps)

**Starting on the Railing**

No.	Rider	Nation	Team
71	VOLIKAKIS Christos	GRE	GREECE
77	ENGLISH Felix	IRL	IRELAND
74	LOVASSY Krisztian	HUN	HUNGARY
25	BABOR Daniel	CZE	CZECH REPUBLIC
104	PROKOPYSZYN Filip	POL	POLAND
51	BEYER Maximilian	GER	GERMANY
135	MORA VEDRI Sebastian	ESP	SPAIN
22	VAN DEN BOSSCHE Fabio	BEL	BELGIUM
131	CHREN Martin	SVK	SLOVAKIA
4	MASTALLER Stefan	AUT	AUSTRIA
35	MALMBERG Matias Gunnar	DEN	DENMARK
115	CRISTA Daniel	ROM	ROMANIA

**Starting on the Blueband**

No.	Rider	Nation	Team
9	KARALIOK Yauheni	BLR	BELARUS
150	HRYNIV Vitaliy	UKR	UKRAINE
69	WALLS Matthew	GBR	GREAT BRITAIN
81	CONSONNI Simone	ITA	ITALY
112	LEITAO Iuri	POR	PORTUGAL
88	KORNILOVS Vitalijs	LAT	LATVIA
98	STROETINGA Wim	NED	NETHERLANDS
1	STEPANYAN Edgar	ARM	ARMENIA
122	ROSTOVTSEV Sergei	RUS	RUSSIA
143	RUEGG Lukas	SUI	SWITZERLAND
39	COQUARD Bryan	FRA	FRANCE

Communiqué approved by the Secretary of the Commissaires Panel

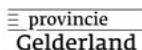
Report printed: 17/10/2019 13:33



www.veloreults.com

TCM v 2 Page 1/1

INSTITUTIONAL PARTNERS



LOCAL ORGANISING COMMITTEE



OFFICIAL SPONSORS



OFFICIAL SUPPLIERS



16-20 October 2019

Communiqué n° 48

**Men's Scratch Race  
Results / Résultats**

Race distance: 15 km (60 laps)

Elapsed time: 17:01

Average speed: Speed: 52,889 km/h

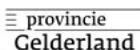
Rank	Bib	Name	Nation	Team	Laps Down
1	135	MORA VEDRI Sebastian	ESP	SPAIN	
2	71	VOLIKAKIS Christos	GRE	GREECE	
3	98	STROETINGA Wim	NED	NETHERLANDS	
4	9	KARALIOK Yauheni	BLR	BELARUS	
5	69	WALLS Matthew	GBR	GREAT BRITAIN	
6	39	COQUARD Bryan	FRA	FRANCE	
7	81	CONSONNI Simone	ITA	ITALY	
8	104	PROKOPYSZYN Filip	POL	POLAND	
9	51	BEYER Maximilian	GER	GERMANY	
10	122	ROSTOVTSEV Sergei	RUS	RUSSIA	
11	22	VAN DEN BOSSCHE Fabio	BEL	BELGIUM	
12	77	ENGLISH Felix	IRL	IRELAND	
13	4	MASTALLER Stefan	AUT	AUSTRIA	
14	143	RUEGG Lukas	SUI	SWITZERLAND	
15	150	HRYNIV Vitaliy	UKR	UKRAINE	
16	35	MALMBERG Matias Gunnar	DEN	DENMARK	
17	74	LOVASSY Krisztian	HUN	HUNGARY	
18	1	STEPANYAN Edgar	ARM	ARMENIA	
	112	LEITAO Iuri	POR	PORTUGAL	DNF
	25	BABOR Daniel	CZE	CZECH REPUBLIC	DNF
	88	KORNILOVS Vitalijs	LAT	LATVIA	DNF
	131	CHREN Martin	SVK	SLOVAKIA	DNF
	115	CRISTA Daniel	ROM	ROMANIA	DNF

Communiqué approved by the Secretary of the Commissaires Panel

Report printed: 17/10/2019 20:03

TCM v2 Page 1/1

INSTITUTIONAL PARTNERS



OFFICIAL SPONSORS



LOCAL ORGANISING COMMITTEE



OFFICIAL SUPPLIERS



**Men's Omnium I Scratch Race  
Start List / Liste de départ**

Race distance: 10 km (40 laps)

**Starting on the Railing**

No.	Rider	Nation	Team
49	THOMAS Benjamin	FRA	FRANCE
14	TSISHKOU Raman	BLR	BELARUS
142	IMHOF Claudio	SUI	SWITZERLAND
17	DE VYLDER Lindsay	BEL	BELGIUM
114	OLIVEIRA Rui	POR	PORTUGAL
74	LOVASSY Krisztian	HUN	HUNGARY
70	WOOD Oliver	GBR	GREAT BRITAIN
29	PIETRULA Nicolas	CZE	CZECH REPUBLIC
118	ERSHOV Artur	RUS	RUSSIA
2	GOTZINGER Valentin	AUT	AUSTRIA
115	CRISTA Daniel	ROM	ROMANIA

**Starting on the Blueband**

No.	Rider	Nation	Team
71	VOLIKAKIS Christos	GRE	GREECE
139	TORRES Albert	ESP	SPAIN
100	VAN SCHIP Jan	NED	NETHERLANDS
87	VIVIANI Elia	ITA	ITALY
149	GLADYSH Roman	UKR	UKRAINE
108	SAJNOK Szymon	POL	POLAND
51	BEYER Maximilian	GER	GERMANY
32	HANSEN Lasse Norman	DEN	DENMARK
77	ENGLISH Felix	IRL	IRELAND
132	KUBIS Lukas	SVK	SLOVAKIA

Communiqué approved by the Secretary of the Commissaires Panel

**Men's Omnium I Scratch Race  
Results / Résultats**

Race distance: 10 km (40 laps)

Elapsed time: 10:12

Average speed: Speed: 58,823 km/h

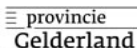
Rank	Bib	Name	Nation	Team	Laps Down
1	100	VAN SCHIP Jan	NED	NETHERLANDS	
2	49	THOMAS Benjamin	FRA	FRANCE	
3	139	TORRES Albert	ESP	SPAIN	
4	32	HANSEN Lasse Norman	DEN	DENMARK	
5	70	WOOD Oliver	GBR	GREAT BRITAIN	
6	17	DE VYLDER Lindsay	BEL	BELGIUM	-1
7	108	SAJNOK Szymon	POL	POLAND	-1
8	14	TSISHKOU Raman	BLR	BELARUS	-1
9	87	VIVIANI Elia	ITA	ITALY	-1
10	77	ENGLISH Felix	IRL	IRELAND	-1
11	114	OLIVEIRA Rui	POR	PORTUGAL	-1
12	51	BEYER Maximilian	GER	GERMANY	-1
13	142	IMHOF Claudio	SUI	SWITZERLAND	-1
14	71	VOLIKAKIS Christos	GRE	GREECE	-1
15	2	GOTZINGER Valentin	AUT	AUSTRIA	-1
16	74	LOVASSY Krisztian	HUN	HUNGARY	-1
17	149	GLADYSH Roman	UKR	UKRAINE	-1
18	118	ERSHOV Artur	RUS	RUSSIA	-1
19	29	PIETRULA Nicolas	CZE	CZECH REPUBLIC	-1
20	132	KUBIS Lukas	SVK	SLOVAKIA	-2
21	115	CRISTA Daniel	ROM	ROMANIA	-2

Communiqué approved by the Secretary of the Commissaires Panel

Report printed: 18/10/2019 15:19

TCM v2 Page 1/1

INSTITUTIONAL PARTNERS



OFFICIAL SPONSORS



LOCAL ORGANISING COMMITTEE



OFFICIAL SUPPLIERS



16-20 October 2019

Communiqué n° 51

**Men's Omnium**  
**Results / Résultats**

Standings after 1 Event

Rank	No.	Name	Team	Scratch	Tempo	Elim	Subtotal Points	Points Race										Lap Points	Finish Order	Total
								1	2	3	4	5	6	7	8	9	10			
1	100	VAN SCHIP Jan	NETHERLANDS	40 (1)			40											0		
2	49	THOMAS Benjamin	FRANCE	38 (2)			38											0		
3	139	TORRES Albert	SPAIN	36 (3)			36											0		
4	32	HANSEN Lasse Norman	DENMARK	34 (4)			34											0		
5	70	WOOD Oliver	GREAT BRITAIN	32 (5)			32											0		
6	17	DE VYLDER Lindsay	BELGIUM	30 (6)			30											0		
7	108	SAJNOK Szymon	POLAND	28 (7)			28											0		
8	14	TSISHKOU Raman	BELARUS	26 (8)			26											0		
9	87	VIVIANI Elia	ITALY	24 (9)			24											0		
10	77	ENGLISH Felix	IRELAND	22 (10)			22											0		
11	114	OLIVEIRA Rui	PORTUGAL	20 (11)			20											0		
12	51	BEYER Maximilian	GERMANY	18 (12)			18											0		
13	142	IMHOF Claudio	SWITZERLAND	16 (13)			16											0		
14	71	VOLIKAKIS Christos	GREECE	14 (14)			14											0		
15	2	GOTZINGER Valentin	AUSTRIA	12 (15)			12											0		
16	74	LOVASSY Krisztian	HUNGARY	10 (16)			10											0		
17	149	GLADYSH Roman	UKRAINE	8 (17)			8											0		
18	118	ERSHOV Artur	RUSSIA	6 (18)			6											0		
19	29	PIETRULA Nicolas	CZECH REPUBLIC	4 (19)			4											0		
20	132	KUBIS Lukas	SLOVAKIA	-40(P)			-40											0		
21	115	CRISTA Daniel	ROMANIA	-40(P)			-40											0		

Communiqué approved by the Secretary of the Commissaires Panel

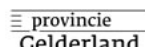
Report printed: 18/10/2019 15:31



www.veloresults.com

TCM v2 Page 1/1

INSTITUTIONAL PARTNERS



LOCAL ORGANISING COMMITTEE



OFFICIAL SUPPLIERS



16-20 October 2019

Communiqué n° 52

**Men's Omnium II Tempo  
Start List / Liste de départ**

Race distance: 10km (40 laps)

**Starting on the Railing**

<b>Bib</b>	<b>Rider</b>	<b>Team</b>
100	VAN SCHIP Jan	NETHERLANDS
139	TORRES Albert	SPAIN
70	WOOD Oliver	GREAT BRITAIN
108	SAJNOK Szymon	POLAND
87	VIVIANI Elia	ITALY
114	OLIVEIRA Rui	PORTUGAL
142	IMHOF Claudio	SWITZERLAND
2	GOTZINGER Valentin	AUSTRIA
149	GLADYSH Roman	UKRAINE
29	PIETRULA Nicolas	CZECH REPUBLIC
115	CRISTA Daniel	ROMANIA

**Starting on the Blueband**

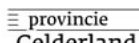
<b>Bib</b>	<b>Rider</b>	<b>Team</b>
49	THOMAS Benjamin	FRANCE
32	HANSEN Lasse Norman	DENMARK
17	DE VYLDER Lindsay	BELGIUM
14	TSISHKOU Raman	BELARUS
77	ENGLISH Felix	IRELAND
51	BEYER Maximilian	GERMANY
71	VOLIKAKIS Christos	GREECE
74	LOVASSY Krisztian	HUNGARY
118	ERSHOV Artur	RUSSIA
132	KUBIS Lukas	SLOVAKIA

Communiqué approved by the Secretary of the Commissaires Panel

Report printed: 18/10/2019 16:42

TCT v2 Page 1/1

INSTITUTIONAL PARTNERS



OFFICIAL SPONSORS



LOCAL ORGANISING COMMITTEE



OFFICIAL SUPPLIERS



**Men's Omnium II Tempo  
Results / Résultats**

Race distance: 10km (40 laps)

Rank	Bib	Name	Team	Sprints Won	Lap Points	Finish Order	Points
1	49	Benjamin THOMAS	FRANCE	3, 4, 5, 6, 7, 8, 9, 10, 11, 12, 13, 14	20	20	<b>32</b>
2	32	Lasse Norman HANSEN	DENMARK	23, 24, 25, 26, 27, 28, 29, 30, 31	20	17	<b>29</b>
3	71	Christos VOLIKAKIS	GREECE	1, 18, 36	0	1	<b>3</b>
4	70	Oliver WOOD	GREAT BRITAIN	19, 32, 33	0	2	<b>3</b>
5	100	Jan VAN SCHIP	NETHERLANDS	2, 17, 34	0	9	<b>3</b>
6	87	Elia VIVIANI	ITALY	22, 35	0	11	<b>2</b>
7	108	Szymon SAJNOK	POLAND	15	0	8	<b>1</b>
8	139	Albert TORRES	SPAIN	20	0	10	<b>1</b>
9	14	Raman TSISHKOU	BELARUS	16	0	15	<b>1</b>
10	77	Felix ENGLISH	IRELAND	21	0	18	<b>1</b>
11	17	Lindsay DE VYLDER	BELGIUM		0	6	<b>0</b>
12	142	Claudio IMHOF	SWITZERLAND		0	7	<b>0</b>
13	118	Artur ERSHOV	RUSSIA		0	19	<b>0</b>
14	114	Rui OLIVEIRA	PORTUGAL		0	21	<b>0</b>
15	74	Krisztian LOVASSY	HUNGARY		-20	3	<b>-20</b>
16	2	Valentin GOTZINGER	AUSTRIA		-20	4	<b>-20</b>
17	149	Roman GLADYSH	UKRAINE		-20	5	<b>-20</b>
18	51	Maximilian BEYER	GERMANY		-20	12	<b>-20</b>
19	29	Nicolas PIETRULA	CZECH REPUBLIC		-20	13	<b>-20</b>
20	115	Daniel CRISTA	ROMANIA		-40	14	<b>-40</b>
21	132	Lukas KUBIS	SLOVAKIA		-40	16	<b>-40</b>

Communiqué approved by the Secretary of the Commissaires Panel

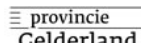
Report printed: 18/10/2019 16:42

www.veloresults.com

TCM v2

Page 1/1

INSTITUTIONAL PARTNERS



OFFICIAL SPONSORS



LOCAL ORGANISING COMMITTEE



OFFICIAL SUPPLIERS





**Men's Omnium**  
**Results / Résultats**  
Standings after 2 Events

Rank	No.	Name	Team	Scratch	Tempo	Elim	Subtotal Points	Points Race										Lap Points	Finish Order	Total
								1	2	3	4	5	6	7	8	9	10			
1	49	THOMAS Benjamin	FRANCE	38 (2)	40 (1)		78											0		
2	32	HANSEN Lasse Norman	DENMARK	34 (4)	38 (2)		72											0		
3	100	VAN SCHIP Jan	NETHERLANDS	40 (1)	32 (5)		72											0		
4	70	WOOD Oliver	GREAT BRITAIN	32 (5)	34 (4)		66											0		
5	139	TORRES Albert	SPAIN	36 (3)	26 (8)		62											0		
6	108	SAJNOK Szymon	POLAND	28 (7)	28 (7)		56											0		
7	87	VIVIANI Elia	ITALY	24 (9)	30 (6)		54											0		
8	71	VOLIKAKIS Christos	GREECE	14 (14)	36 (3)		50											0		
9	14	TSISHKOU Raman	BELARUS	26 (8)	24 (9)		50											0		
10	17	DE VYLDER Lindsay	BELGIUM	30 (6)	20 (11)		50											0		
11	77	ENGLISH Felix	IRELAND	22 (10)	22 (10)		44											0		
12	142	IMHOF Claudio	SWITZERLAND	16 (13)	18 (12)		34											0		
13	114	OLIVEIRA Rui	PORTUGAL	20 (11)	14 (14)		34											0		
14	51	BEYER Maximilian	GERMANY	18 (12)	6 (18)		24											0		
15	118	ERSHOV Artur	RUSSIA	6 (18)	16 (13)		22											0		
16	74	LOVASSY Krisztian	HUNGARY	10 (16)	12 (15)		22											0		
17	2	GOTZINGER Valentin	AUSTRIA	12 (15)	10 (16)		22											0		
18	149	GLADYSH Roman	UKRAINE	8 (17)	8 (17)		16											0		
19	29	PIETRULA Nicolas	CZECH REPUBLIC	4 (19)	4 (19)		8											0		
20	115	CRISTA Daniel	ROMANIA	-40(P)	2 (20)		-38											0		
21	132	KUBIS Lukas	SLOVAKIA	-40(P)	1 (21)		-39											0		

Communiqué approved by the Secretary of the Commissaires Panel

**Men's Omnium III Elimination  
Start List / Liste de départ**

<b>Starting on the Railing</b>			
<b>No.</b>	<b>Rider</b>	<b>Nation</b>	<b>Team</b>
49	THOMAS Benjamin	FRA	FRANCE
100	VAN SCHIP Jan	NED	NETHERLANDS
139	TORRES Albert	ESP	SPAIN
87	VIVIANI Elia	ITA	ITALY
14	TSISHKOU Raman	BLR	BELARUS
77	ENGLISH Felix	IRL	IRELAND
114	OLIVEIRA Rui	POR	PORTUGAL
118	ERSHOV Artur	RUS	RUSSIA
2	GOTZINGER Valentin	AUT	AUSTRIA
29	PIETRULA Nicolas	CZE	CZECH REPUBLIC
132	KUBIS Lukas	SVK	SLOVAKIA

<b>Starting on the Blueband</b>			
<b>No.</b>	<b>Rider</b>	<b>Nation</b>	<b>Team</b>
32	HANSEN Lasse Norman	DEN	DENMARK
70	WOOD Oliver	GBR	GREAT BRITAIN
108	SAJNOK Szymon	POL	POLAND
71	VOLIKAKIS Christos	GRE	GREECE
17	DE VYLDER Lindsay	BEL	BELGIUM
142	IMHOF Claudio	SUI	SWITZERLAND
51	BEYER Maximilian	GER	GERMANY
74	LOVASSY Krisztian	HUN	HUNGARY
149	GLADYSH Roman	UKR	UKRAINE
115	CRISTA Daniel	ROM	ROMANIA

Communiqué approved by the Secretary of the Commissaires Panel

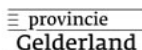
Report printed: 18/10/2019 19:25



[www.veloreults.com](http://www.veloreults.com)

TCM v 2 Page 1/1

INSTITUTIONAL PARTNERS



LOCAL ORGANISING COMMITTEE



OFFICIAL SPONSORS



OFFICIAL SUPPLIERS



16-20 October 2019

Communiqué n° 56

**Men's Omnium III Elimination  
Results / Résultats**

Elapsed time:

Average Speed:

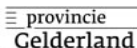
Rank	Bib	Name	Nation	Team	Laps Down
1	87	VIVIANI Elia	ITA	ITALY	
2	49	THOMAS Benjamin	FRA	FRANCE	
3	100	VAN SCHIP Jan	NED	NETHERLANDS	
4	70	WOOD Oliver	GBR	GREAT BRITAIN	
5	71	VOLIKAKIS Christos	GRE	GREECE	
6	114	OLIVEIRA Rui	POR	PORTUGAL	
7	14	TSISHKOU Raman	BLR	BELARUS	
8	32	HANSEN Lasse Norman	DEN	DENMARK	
9	139	TORRES Albert	ESP	SPAIN	
10	108	SAJNOK Szymon	POL	POLAND	
11	51	BEYER Maximilian	GER	GERMANY	
12	17	DE VYLDER Lindsay	BEL	BELGIUM	
13	142	IMHOF Claudio	SUI	SWITZERLAND	
14	118	ERSHOV Artur	RUS	RUSSIA	
15	2	GOTZINGER Valentin	AUT	AUSTRIA	
16	77	ENGLISH Felix	IRL	IRELAND	
17	29	PIETRULA Nicolas	CZE	CZECH REPUBLIC	
18	149	GLADYSH Roman	UKR	UKRAINE	
19	132	KUBIS Lukas	SVK	SLOVAKIA	
20	74	LOVASSY Krisztian	HUN	HUNGARY	
21	115	CRISTA Daniel	ROM	ROMANIA	

Communiqué approved by the Secretary of the Commissaires Panel

Report printed: 18/10/2019 19:30

TCM v2 Page 1/1

INSTITUTIONAL PARTNERS



OFFICIAL SPONSORS



LOCAL ORGANISING COMMITTEE



OFFICIAL SUPPLIERS



**Men's Omnium**  
**Results / Résultats**  
Standings after 3 Events

Rank	No.	Name	Team	Scratch	Tempo	Elim	Subtotal Points	Points Race										Lap Points	Finish Order	Total	
								1	2	3	4	5	6	7	8	9	10				
1	49	THOMAS Benjamin	FRANCE	38 (2)	40 (1)	38 (2)	116												0		
2	100	VAN SCHIP Jan	NETHERLANDS	40 (1)	32 (5)	36 (3)	108												0		
3	70	WOOD Oliver	GREAT BRITAIN	32 (5)	34 (4)	34 (4)	100												0		
4	32	HANSEN Lasse Norman	DENMARK	34 (4)	38 (2)	26 (8)	98												0		
5	87	VIVIANI Elia	ITALY	24 (9)	30 (6)	40 (1)	94												0		
6	139	TORRES Albert	SPAIN	36 (3)	26 (8)	24 (9)	86												0		
7	71	VOLIKAKIS Christos	GREECE	14 (14)	36 (3)	32 (5)	82												0		
8	14	TSISHKOU Raman	BELARUS	26 (8)	24 (9)	28 (7)	78												0		
9	108	SAJNOK Szymon	POLAND	28 (7)	28 (7)	22 (10)	78												0		
10	17	DE VYLDER Lindsay	BELGIUM	30 (6)	20 (11)	18 (12)	68												0		
11	114	OLIVEIRA Rui	PORTUGAL	20 (11)	14 (14)	30 (6)	64												0		
12	77	ENGLISH Felix	IRELAND	22 (10)	22 (10)	10 (16)	54												0		
13	142	IMHOF Claudio	SWITZERLAND	16 (13)	18 (12)	16 (13)	50												0		
14	51	BEYER Maximilian	GERMANY	18 (12)	6 (18)	20 (11)	44												0		
15	118	ERSHOV Artur	RUSSIA	6 (18)	16 (13)	14 (14)	36												0		
16	2	GOTZINGER Valentin	AUSTRIA	12 (15)	10 (16)	12 (15)	34												0		
17	74	LOVASSY Krisztian	HUNGARY	10 (16)	12 (15)	2 (20)	24												0		
18	149	GLADYSH Roman	UKRAINE	8 (17)	8 (17)	6 (18)	22												0		
19	29	PIETRULA Nicolas	CZECH REPUBLIC	4 (19)	4 (19)	8 (17)	16												0		
20	132	KUBIS Lukas	SLOVAKIA	-40(P)	1 (21)	4 (19)	-35												0		
21	115	CRISTA Daniel	ROMANIA	-40(P)	2 (20)	1 (21)	-37												0		

Communiqué approved by the Secretary of the Commissaires Panel

**Men's Omnium IV Points Race**  
**Start List / Liste de départ**

Race distance: 25 km (100 laps, 10 sprints every 10 laps)

**Starting on the Railing**

Bib	Rider	Team	Omnium Pts
49	THOMAS Benjamin	FRANCE	116
70	WOOD Oliver	GREAT BRITAIN	100
87	VIVIANI Elia	ITALY	94
71	VOLIKAKIS Christos	GREECE	82
108	SAJNOK Szymon	POLAND	78
114	OLIVEIRA Rui	PORTUGAL	64
142	IMHOF Claudio	SWITZERLAND	50
118	ERSHOV Artur	RUSSIA	36
74	LOVASSY Krisztian	HUNGARY	24
29	PIETRULA Nicolas	CZECH REPUBLIC	16
115	CRISTA Daniel	ROMANIA	-37

**Starting on the Blueband**

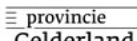
Bib	Rider	Team	Omnium Pts
100	VAN SCHIP Jan	NETHERLANDS	108
32	HANSEN Lasse Norman	DENMARK	98
139	TORRES Albert	SPAIN	86
14	TSISHKOU Raman	BELARUS	78
17	DE VYLDER Lindsay	BELGIUM	68
77	ENGLISH Felix	IRELAND	54
51	BEYER Maximilian	GERMANY	44
2	GOTZINGER Valentin	AUSTRIA	34
149	GLADYSH Roman	UKRAINE	22
132	KUBIS Lukas	SLOVAKIA	-35

Communiqué approved by the Secretary of the Commissaires Panel

Report printed: 18/10/2019 19:31

TCT v2 Page 1/1

INSTITUTIONAL PARTNERS



OFFICIAL SPONSORS



LOCAL ORGANISING COMMITTEE



OFFICIAL SUPPLIERS



**Men's Omnium**  
**Results / Résultats**  
Final Classification

Rank	No.	Name	Team	Scratch	Tempo	Elim	Subtotal Points	Points Race										Lap Points	Finish Order	Total
								1	2	3	4	5	6	7	8	9	10			
1	49	THOMAS Benjamin	FRANCE	38 (2)	40 (1)	38 (2)	116	2	3		2	2	3	1	2		2	40	4	173
2	32	HANSEN Lasse Norman	DENMARK	34 (4)	38 (2)	26 (8)	98		5	3		1				5	10	40	1	162
3	70	WOOD Oliver	GREAT BRITAIN	32 (5)	34 (4)	34 (4)	100			2	1					6	40	2	149	
4	139	TORRES Albert	SPAIN	36 (3)	26 (8)	24 (9)	86				5	3	1	5	3	2		40	10	145
5	100	VAN SCHIP Jan	NETHERLANDS	40 (1)	32 (5)	36 (3)	108	3		5			5			3		20	5	144
6	87	VIVIANI Elia	ITALY	24 (9)	30 (6)	40 (1)	94				3	5				1		20	15	123
7	71	VOLIKAKIS Christos	GREECE	14 (14)	36 (3)	32 (5)	82			1			2	2	5			20	6	112
8	17	DE VYLDER Lindsay	BELGIUM	30 (6)	20 (11)	18 (12)	68		1									20	13	89
9	114	OLIVEIRA Rui	PORTUGAL	20 (11)	14 (14)	30 (6)	64											20	16	84
10	14	TSISHKOU Raman	BELARUS	26 (8)	24 (9)	28 (7)	78											0	8	78
11	108	SAJNOK Szymon	POLAND	28 (7)	28 (7)	22 (10)	78											0	11	78
12	142	IMHOF Claudio	SWITZERLAND	16 (13)	18 (12)	16 (13)	50							3	1			20	7	74
13	77	ENGLISH Felix	IRELAND	22 (10)	22 (10)	10 (16)	54											0	12	54
14	51	BEYER Maximilian	GERMANY	18 (12)	6 (18)	20 (11)	44		2									0	9	46
15	118	ERSHOV Artur	RUSSIA	6 (18)	16 (13)	14 (14)	36											0	19	36
16	2	GOTZINGER Valentin	AUSTRIA	12 (15)	10 (16)	12 (15)	34	1										0	14	35
17	74	LOVASSY Krisztian	HUNGARY	10 (16)	12 (15)	2 (20)	24	5									4	0	3	33
18	149	GLADYSH Roman	UKRAINE	8 (17)	8 (17)	6 (18)	22											0	20	22
19	29	PIETRULA Nicolas	CZECH REPUBLIC	4 (19)	4 (19)	8 (17)	16											0	18	16
20	115	CRISTA Daniel	ROMANIA	-40 (-1)	2 (20)	1 (21)	-37											-20	17	-57
21	132	KUBIS Lukas	SLOVAKIA	-40 (-1)	1 (21)	4 (19)												-60	21	DNF

Communiqué approved by the Secretary of the Commissaires Panel

**Men's Keirin Round 1  
Start List / Liste de départ**

Race distance: 6 laps

**Heat 1**

No.	Rider	Nation	Team
50	VIGIER Sebastien	FRA	FRANCE
27	KELEMEN Pavel	CZE	CZECH REPUBLIC
65	KENNY Jason	GBR	GREAT BRITAIN
105	RAJKOWSKI Patryk	POL	POLAND
90	LENDEL Vasilijus	LTU	LITHUANIA
127	YAKUSHEVSKIY Pavel	RUS	RUSSIA

**Heat 2**

No.	Rider	Nation	Team
62	CARLIN Jack	GBR	GREAT BRITAIN
138	PERALTA GASCON Juan	ESP	SPAIN
80	CECI Francesco	ITA	ITALY
89	JONAUSKAS Svajunas	LTU	LITHUANIA
61	LEVY Maximilian	GER	GERMANY
155	STOVBETSKYI Dmytro	UKR	UKRAINE

**Heat 3**

No.	Rider	Nation	Team
92	BUCHLI Matthijs	NED	NETHERLANDS
24	BABEK Tomas	CZE	CZECH REPUBLIC
10	NOVIK Uladzislau	BLR	BELARUS
56	JURCZYK Marc	GER	GERMANY
136	MORENO SANCHEZ Jose	ESP	SPAIN
116	SZABO Norbert	ROM	ROMANIA

**Heat 4**

Bib	Rider	Nation	Team
103	MAKSEL Krzysztof	POL	POLAND
95	LAVREYSEN Harrie	NED	NETHERLANDS
42	HELAL Rayan	FRA	FRANCE
75	SZALONTAY Sandor	HUN	HUNGARY
117	DMITRIEV Denis	RUS	RUSSIA
15	ZAITSAU Artsiom	BLR	BELARUS
147	CHEBANETS Tadey-ivan	UKR	UKRAINE

Qualification rule: The first 2 riders in each heat qualify to the Semifinals, all other riders advance to Repechages.

Communiqué approved by the Secretary of the Commissaires Panel

16-20 October 2019

Communiqué n° 61

**Men's Keirin Round 1**  
**Results / Résultats**

Race distance: 6 laps

Rank	No.	Rider	Nation	Team
<b>Heat 1</b>				
				Time: 10.153 Speed: 70.915km/h
1	50	VIGIER Sebastien	FRA	FRANCE
3	65	KENNY Jason	GBR	GREAT BRITAIN
4	105	RAJKOWSKI Patryk	POL	POLAND
5	90	LENDEL Vasilijus	LTU	LITHUANIA
6	127	YAKUSHEVSKIY Pavel	RUS	RUSSIA
REL	27	KELEMEN Pavel	CZE	CZECH REPUBLIC
<b>Heat 2</b>				
				Time: 10.147 Speed: 70.956km/h
1	61	LEVY Maximilian	GER	GERMANY
2	138	PERALTA GASCON Juan	ESP	SPAIN
3	62	CARLIN Jack	GBR	GREAT BRITAIN
4	155	STOVBETSKYI Dmytro	UKR	UKRAINE
5	89	JONAUSKAS Svajunas	LTU	LITHUANIA
6	80	CECI Francesco	ITA	ITALY
<b>Heat 3</b>				
				Time: 10.078 Speed: 71.442km/h
1	92	BUCHLI Matthijs	NED	NETHERLANDS
2	24	BABEK Tomas	CZE	CZECH REPUBLIC
3	56	JURCZYK Marc	GER	GERMANY
4	10	NOVIK Uladzislau	BLR	BELARUS
5	136	MORENO SANCHEZ Jose	ESP	SPAIN
6	116	SZABO Norbert	ROM	ROMANIA
<b>Heat 4</b>				
				Time: 08.909 Speed: 80.817km/h
1	95	LAVREYSEN Harrie	NED	NETHERLANDS
2	42	HELAL Rayan	FRA	FRANCE
3	103	MAKSEL Krzysztof	POL	POLAND
4	147	CHEBANETS Tadey-ivan	UKR	UKRAINE
5	75	SZALONTAY Sandor	HUN	HUNGARY
6	117	DMITRIEV Denis	RUS	RUSSIA
7	15	ZAITSAU Artsiom	BLR	BELARUS

Qualification rule: The first 2 riders in each heat qualify to the Semifinals, all other riders advance to Repechages.  
Relegation for rider #27 KELEMEN Pavel CZE (UCI ID 10006422895) for not holding his line during the final sprint in heat 1

Communiqué approved by the Secretary of the Commissaires Panel



**Men's Keirin Repechages  
Start List / Liste de départ**

Race distance: 6 laps

**Heat 1**

No.	Rider	Nation	Team
105	RAJKOWSKI Patryk	POL	POLAND
147	CHEBANETS Tadey-ivan	UKR	UKRAINE
136	MORENO SANCHEZ Jose	ESP	SPAIN
80	CECI Francesco	ITA	ITALY

**Heat 2**

No.	Rider	Nation	Team
62	CARLIN Jack	GBR	GREAT BRITAIN
10	NOVIK Uladzislau	BLR	BELARUS
89	JONASKAS Svajunas	LTU	LITHUANIA
27	KELEMEN Pavel	CZE	CZECH REPUBLIC

**Heat 3**

No.	Rider	Nation	Team
56	JURCZYK Marc	GER	GERMANY
155	STOVBETSKYI Dmytro	UKR	UKRAINE
127	YAKUSHEVSKIY Pavel	RUS	RUSSIA
117	DMITRIEV Denis	RUS	RUSSIA

**Heat 4**

Bib	Rider	Nation	Team
103	MAKSEL Krzysztof	POL	POLAND
90	LENDEL Vasilijus	LTU	LITHUANIA
75	SZALONTAY Sandor	HUN	HUNGARY
116	SZABO Norbert	ROM	ROMANIA
15	ZAITSAU Artsiom	BLR	BELARUS

Qualification rule: The winner of each heat advance to Semifinals

Communiqué approved by the Secretary of the Commissaires Panel

16-20 October 2019

Communiqué n° 63

## Men's Keirin Repechages Results / Résultats

Race distance: 6 laps

Rank	No.	Rider	Nation	Team
<b>Heat 1</b>				
				Time: 10.390 Speed: 69.297km/h
1	105	RAJKOWSKI Patryk	POL	POLAND
2	136	MORENO SANCHEZ Jose	ESP	SPAIN
3	80	CECI Francesco	ITA	ITALY
4	147	CHEBANETS Tadey-ivan	UKR	UKRAINE
<b>Heat 2</b>				
				Time: 10.279 Speed: 70.045km/h
1	62	CARLIN Jack	GBR	GREAT BRITAIN
2	27	KELEMEN Pavel	CZE	CZECH REPUBLIC
3	89	JONASKAS Svajunas	LTU	LITHUANIA
4	10	NOVIK Uladzislau	BLR	BELARUS
<b>Heat 3</b>				
				Time: 10.048 Speed: 71.656km/h
1	117	DMITRIEV Denis	RUS	RUSSIA
2	127	YAKUSHEVSKIY Pavel	RUS	RUSSIA
3	56	JURCZYK Marc	GER	GERMANY
4	155	STOVBETSKYI Dmytro	UKR	UKRAINE
<b>Heat 4</b>				
				Time: 10.492 Speed: 68.623km/h
1	103	MAKSEL Krzysztof	POL	POLAND
2	90	LENDEL Vasilijus	LTU	LITHUANIA
3	75	SZALONTAY Sandor	HUN	HUNGARY
4	15	ZAITSAU Artsiom	BLR	BELARUS
5	116	SZABO Norbert	ROM	ROMANIA

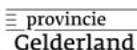
Qualification rule: The winner of each heat advance to Semifinals

Communiqué approved by the Secretary of the Commissaires Panel

Report printed: 19/10/2019 17:23

TCM v 2 Page 1/1

INSTITUTIONAL PARTNERS



OFFICIAL SPONSORS



LOCAL ORGANISING COMMITTEE



OFFICIAL SUPPLIERS



16-20 October 2019

Communiqué n° 64

## Men's Keirin Semifinals

### Start List / Liste de départ

Race distance: 6 laps

#### Heat 1

No.	Rider	Nation	Team
50	VIGIER Sebastien	FRA	FRANCE
95	LAVREYSEN Harrie	NED	NETHERLANDS
138	PERALTA GASCON Juan	ESP	SPAIN
24	BABEK Tomas	CZE	CZECH REPUBLIC
105	RAJKOWSKI Patryk	POL	POLAND
103	MAKSEL Krzysztof	POL	POLAND

#### Heat 2

No.	Rider	Nation	Team
61	LEVY Maximilian	GER	GERMANY
92	BUCHLI Matthijs	NED	NETHERLANDS
65	KENNY Jason	GBR	GREAT BRITAIN
42	HELAL Rayan	FRA	FRANCE
62	CARLIN Jack	GBR	GREAT BRITAIN
117	DMITRIEV Denis	RUS	RUSSIA

Qualification rule: Top 3 riders advance to the Final for 1-6 others to Final for 7-12

Communiqué approved by the Secretary of the Commissaires Panel

16-20 October 2019

Communiqué n° 65

## Men's Keirin Semifinals

### Results / Résultats

Race distance: 6 laps

Rank	No.	Rider	Nation	Team
<b>Heat 1</b>				
				Time: 10.252 Speed: 70.23km/h
1	95	LAVREYSEN Harrie	NED	NETHERLANDS
2	50	VIGIER Sebastien	FRA	FRANCE
3	24	BABEK Tomas	CZE	CZECH REPUBLIC
4	105	RAJKOWSKI Patryk	POL	POLAND
5	103	MAKSEL Krzysztof	POL	POLAND
6	138	PERALTA GASCON Juan	ESP	SPAIN
<b>Heat 2</b>				
				Time: 09.992 Speed: 72.057km/h
1	117	DMITRIEV Denis	RUS	RUSSIA
2	92	BUCHLI Matthijs	NED	NETHERLANDS
3	42	HELAL Rayan	FRA	FRANCE
4	65	KENNY Jason	GBR	GREAT BRITAIN
5	61	LEVY Maximilian	GER	GERMANY
6	62	CARLIN Jack	GBR	GREAT BRITAIN

Qualification rule: Top 3 riders advance to the Final for 1-6 others to Final for 7-12

Communiqué approved by the Secretary of the Commissaires Panel

**Men's Keirin Finals  
Start List / Liste de départ**

Race distance: 6 laps

**Final 7-12**

No.	Rider	Nation	Team
105	RAJKOWSKI Patryk	POL	POLAND
103	MAKSEL Krzysztof	POL	POLAND
138	PERALTA GASCON Juan	ESP	SPAIN
65	KENNY Jason	GBR	GREAT BRITAIN
61	LEVY Maximilian	GER	GERMANY
62	CARLIN Jack	GBR	GREAT BRITAIN

**Final 1-6**

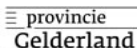
No.	Rider	Nation	Team
95	LAVREYSEN Harrie	NED	NETHERLANDS
50	VIGIER Sebastien	FRA	FRANCE
24	BABEK Tomas	CZE	CZECH REPUBLIC
117	DMITRIEV Denis	RUS	RUSSIA
92	BUCHLI Matthijs	NED	NETHERLANDS
42	HELAL Rayan	FRA	FRANCE

Communiqué approved by the Secretary of the Commissaires Panel

Report printed: 19/10/2019 19:25

TCM v 2 Page 1/1

INSTITUTIONAL PARTNERS



OFFICIAL SPONSORS



LOCAL ORGANISING COMMITTEE



OFFICIAL SUPPLIERS



16-20 October 2019

Communiqué n° 67

**Men's Keirin Finals  
Results / Résultats**

Race distance: 6 laps

Rank	No.	Rider	Nation	Team
------	-----	-------	--------	------

**Final 7-12**

Time: 10.345  
Speed: 69.598km/h

1	65	KENNY Jason	GBR	GREAT BRITAIN
2	103	MAKSEL Krzysztof	POL	POLAND
3	61	LEVY Maximilian	GER	GERMANY
4	62	CARLIN Jack	GBR	GREAT BRITAIN
5	138	PERALTA GASCON Juan	ESP	SPAIN
6	105	RAJKOWSKI Patryk	POL	POLAND

**Final 1-6**

Time: 10.030  
Speed: 71.784km/h

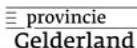
1	95	LAVREYSEN Harrie	NED	NETHERLANDS
2	117	DMITRIEV Denis	RUS	RUSSIA
3	92	BUCHLI Matthijs	NED	NETHERLANDS
4	24	BABEK Tomas	CZE	CZECH REPUBLIC
5	50	VIGIER Sebastien	FRA	FRANCE
6	42	HELAL Rayan	FRA	FRANCE

Communiqué approved by the Secretary of the Commissaires Panel

Report printed: 19/10/2019 21:48

TCM v 2 Page 1/1

INSTITUTIONAL PARTNERS



OFFICIAL SPONSORS



LOCAL ORGANISING COMMITTEE



OFFICIAL SUPPLIERS



**Men's Keirin  
Final Classification / Classement Final**

Rank	Bib	Rider	Team	UCI ID
1	95	LAVREYSEN, Harrie	NETHERLANDS	10009535686
2	117	DMITRIEV, Denis	RUSSIA	10003100142
3	92	BUCHLI, Matthijs	NETHERLANDS	10006900421
4	24	BABEK, Tomas	CZECH REPUBLIC	10004612534
5	50	VIGIER, Sebastien	FRANCE	10010678569
6	42	HELAL, Rayan	FRANCE	10015683567
7	65	KENNY, Jason	GREAT BRITAIN	10004599194
8	103	MAKSEL, Krzysztof	POLAND	10006902239
9	61	LEVY, Maximilian	GERMANY	10004601723
10	62	CARLIN, Jack	GREAT BRITAIN	10009967641
11	138	PERALTA GASCON, Juan	SPAIN	10006552534
12	105	RAJKOWSKI, Patryk	POLAND	10009176281
13	136	MORENO SANCHEZ, Jose	SPAIN	10007502427
13	27	KELEMEN, Pavel	CZECH REPUBLIC	10006422895
13	127	YAKUSHEVSKIY, Pavel	RUSSIA	10004640220
13	90	LENDEL, Vasilijus	LITHUANIA	10009181234
17	80	CECI, Francesco	ITALY	10006073493
17	89	JONASKAS, Svajunas	LITHUANIA	10009181032
17	56	JURCZYK, Marc	GERMANY	10009178002
17	75	SZALONTAY, Sandor	HUNGARY	10007073506
21	147	CHEBANETS, Tadey-ivan	UKRAINE	10010903891
21	10	NOVIK, Uladzislau	BELARUS	10009049979
21	155	STOVBETSKYI, Dmytro	UKRAINE	10090555241
21	15	ZAITSAU, Artsiom	BELARUS	10009017243
25	116	SZABO, Norbert	ROMANIA	10055137915

Communiqué approved by the Secretary of the Commissaires Panel

16-20 October 2019

Communiqué n° 69A

## Men's Individual Pursuit

Qualifying / Qualifications

Start List / Liste de départ

World Record: 4'05"423 ASHTON LAMBIE (USA) 06.09.2019 COCHABAMBA (BOL)

Race distance: 4000m (16 laps)

Heat	Bib	Name	Team
1	153	TSARENKO Kyrylo	UKRAINE
	112	LEITAO Iuri	PORTUGAL
2	151	KRYVYCH Oleksandr	UKRAINE
	111	ZIOLKOWSKI Wojciech	POLAND
3	19	HERREGODTS Rune	BELGIUM
	73	FILUTAS Viktor	HUNGARY
4	84	MILAN Jonathan	ITALY
	47	PIJOURLET Louis	FRANCE
5	102	KRAWCZYK Szymon	POLAND
	41	ERMENAUULT Corentin	FRANCE
6	7	AKHRAMENKA Yauheni	BELARUS
	145	THIEBAUD Valere	SWITZERLAND
7	88	KORNILOVS Vitalijs	LATVIA
	79	YOUNG Xeno	IRELAND
8	12	SHEMETAU Mikhail	BELARUS
	55	GROSS Felix	GERMANY
9	130	EVTUSHENKO Alexander	RUSSIA
	140	BISSEGGER Stefan	SWITZERLAND
10	60	WEINSTEIN Domenic	GERMANY
	85	PLEBANI Davide	ITALY

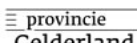
Qualification rule: Fastest 2 riders race for Gold, and 3rd and 4th riders race for Bronze.

Communiqué approved by the Secretary of the Commissaires Panel \_\_\_\_\_

Report printed: 18/10/2019 22:34

TCM v 2 Page 1/1

INSTITUTIONAL PARTNERS



LOCAL ORGANISING COMMITTEE



OFFICIAL SPONSORS



OFFICIAL SUPPLIERS





### Men's Individual Pursuit

#### Qualifying / Qualifications

#### Results / Résultats

**World Record: 4'05"423 ASHTON LAMBIE (USA) 06.09.2019 COCHABAMBA (BOL)**

**Race distance: 4000m (16 laps)**

Rank	Bib	Name	Team	1000m	2000m	3000m	Time	Speed
1	41	ERMENAUULT Corentin	FRANCE	1:06.596(1)	2:06.915(1) 1:00.318(1)	3:07.410(1) 1:00.495(1)	4:10.314 1:02.904(7)	57.527 km/h
2	60	WEINSTEIN Domenic	GERMANY	1:08.186(3)	2:09.089(2) 1:00.902(2)	3:10.221(2) 1:01.132(2)	4:12.125 1:01.903(3)	57.114 km/h
3	140	BISSEGGER Stefan	SWITZERLAND	1:08.226(4)	2:10.303(4) 1:02.077(5)	3:12.316(4) 1:02.012(5)	4:13.242 1:00.926(1)	56.862 km/h
4	55	GROSS Felix	GERMANY	1:08.872(9)	2:11.087(6) 1:02.215(6)	3:13.004(6) 1:01.916(3)	4:14.617 1:01.613(2)	56.555 km/h
5	12	SHEMETAU Mikhail	BELARUS	1:08.839(6)	2:10.413(5) 1:01.573(4)	3:12.758(5) 1:02.345(6)	4:17.144 1:04.386(9)	55.999 km/h
6	19	HERREGODTS Rune	BELGIUM	1:08.835(5)	2:12.022(10) 1:03.187(12)	3:14.854(9) 1:02.832(9)	4:17.599 1:02.745(6)	55.900 km/h
7	130	EVTUSHENKO Alexander	RUSSIA	1:08.108(2)	2:09.261(3) 1:01.152(3)	3:12.080(3) 1:02.819(8)	4:18.129 1:06.048(13)	55.786 km/h
8	85	PLEBANI Davide	ITALY	1:08.839(7)	2:11.158(7) 1:02.319(7)	3:13.777(8) 1:02.618(7)	4:18.208 1:04.431(10)	55.768 km/h
9	102	KRAWCZYK Szymon	POLAND	1:09.783(12)	2:12.300(11) 1:02.516(10)	3:16.211(11) 1:03.910(12)	4:18.626 1:02.415(5)	55.678 km/h
10	84	MILAN Jonathan	ITALY	1:09.134(10)	2:11.536(8) 1:02.401(9)	3:13.512(7) 1:01.976(4)	4:18.694 1:05.182(12)	55.664 km/h
11	145	THIEBAUD Valere	SWITZERLAND	1:10.342(15)	2:13.619(14) 1:03.276(13)	3:17.080(13) 1:03.460(10)	4:19.202 1:02.122(4)	55.555 km/h
12	79	YOUNG Xeno	IRELAND	1:08.851(8)	2:11.604(9) 1:02.752(11)	3:15.806(10) 1:04.201(13)	4:20.528 1:04.722(11)	55.272 km/h
13	111	ZIOLKOWSKI Wojciech	POLAND	1:10.404(16)	2:12.793(12) 1:02.389(8)	3:16.609(12) 1:03.816(11)	4:23.448 1:06.838(16)	54.659 km/h
14	7	AKHRAMENKA Yauheni	BELARUS	1:10.021(14)	2:13.855(16) 1:03.834(14)	3:18.694(15) 1:04.838(14)	4:25.180 1:06.486(14)	54.302 km/h
15	47	PIJOURLET Louis	FRANCE	1:09.160(11)	2:13.416(13) 1:04.256(16)	3:18.635(14) 1:05.218(15)	4:25.282 1:06.647(15)	54.281 km/h
16	112	LEITAO Iuri	PORTUGAL	1:11.161(19)	2:17.869(18) 1:06.708(19)	3:23.216(17) 1:05.347(16)	4:26.565 1:03.348(8)	54.020 km/h
17	73	FILUTAS Viktor	HUNGARY	1:09.797(13)	2:13.741(15) 1:03.944(15)	3:19.606(16) 1:05.864(17)	4:26.645 1:07.039(17)	54.004 km/h
18	153	TSARENKO Kyrylo	UKRAINE	1:10.765(18)	2:16.512(17) 1:05.746(17)	3:23.743(18) 1:07.230(18)	4:32.767 1:09.024(18)	52.792 km/h
19	151	KRYVYCH Oleksandr	UKRAINE	1:10.760(17)	2:18.783(19) 1:08.023(20)	3:28.706(20) 1:09.923(20)	4:42.428 1:13.721(19)	50.986 km/h
20	88	KORNILOVS Vitalijs	LATVIA	1:13.998(20)	2:20.453(20) 1:06.454(18)	3:28.644(19) 1:08.191(19)	4:42.455 1:13.811(20)	50.981 km/h

Notes: Qualification rule: Fastest 2 riders race for Gold, and 3rd and 4th riders race for Bronze.

Communiqué approved by the President of the Commissaires Panel

16-20 October 2019

Communiqué n° 71

## Men's Individual Pursuit

### Finals/ Finales

#### Start List / Liste de départ

World Record: 4'05"423 ASHTON LAMBIE (USA) 06.09.2019 COCHABAMBA (BOL)

Race distance: 4000m (16 laps)

---

For Bronze medal	Number	Name	Team
	140	BISSEGER Stefan	SWITZERLAND
	55	GROSS Felix	GERMANY

---

For Gold medal	Number	Name	Team
	41	ERMENAULT Corentin	FRANCE
	60	WEINSTEIN Domenic	GERMANY

Communiqué approved by the Secretary of the Commissaires Panel \_\_\_\_\_

## Men's Individual Pursuit

### Results and Final Classification / Résultats et classement final

World Record: 4'05"423 ASHTON LAMBIE (USA) 06.09.2019 COCHABAMBA (BOL)

Race distance: 4000m (16 laps)

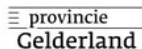
Medal	Rank	Name	Team	1000m	2000m	3000m	Time	Speed
<b>Gold</b>	<b>1</b>	41 ERMENAUULT Corentin	FRANCE	1:07.493 (1)	2:08.415 (1) 1:00.922 (1)	3:10.238 (1) 1:01.823 (2)	<b>4:14.358</b> <b>1:04.119 (2)</b>	56.613
<b>Silver</b>	<b>2</b>	60 WEINSTEIN Domenic	GERMANY	1:09.463 (2)	2:11.009 (2) 1:01.545 (2)	3:12.735 (2) 1:01.726 (1)	<b>4:15.918</b> <b>1:03.183 (1)</b>	56.268
<b>Bronze</b>	<b>3</b>	55 GROSS Felix	GERMANY	1:07.920 (1)	2:10.077 (1) 1:02.156 (1)	3:11.914 (1) 1:01.837 (1)	<b>4:13.240</b> <b>1:01.326 (2)</b>	56.863
	<b>4</b>	140 BISEGGER Stefan	SWITZERLAND	1:07.954 (2)	2:10.423 (2) 1:02.469 (2)	3:12.860 (2) 1:02.436 (2)	<b>4:13.776</b> <b>1:00.916 (1)</b>	56.743
	<b>5</b>	12 SHEMETAU Mikhail	BELARUS					
	<b>6</b>	19 HERREGODTS Rune	BELGIUM					
	<b>7</b>	130 EVTUSHENKO Alexander	RUSSIA					
	<b>8</b>	85 PLEBANI Davide	ITALY					
	<b>9</b>	102 KRAWCZYK Szymon	POLAND					
	<b>10</b>	84 MILAN Jonathan	ITALY					
	<b>11</b>	145 THIEBAUD Valere	SWITZERLAND					
	<b>12</b>	79 YOUNG Xeno	IRELAND					
	<b>13</b>	111 ZIOLKOWSKI Wojciech	POLAND					
	<b>14</b>	7 AKHRAMENKA Yauheni	BELARUS					
	<b>15</b>	47 PIJOURLET Louis	FRANCE					
	<b>16</b>	112 LEITAO Iuri	PORTUGAL					
	<b>17</b>	73 FILUTAS Viktor	HUNGARY					
	<b>18</b>	153 TSARENKO Kyrylo	UKRAINE					
	<b>19</b>	151 KRYVYCH Oleksandr	UKRAINE					
	<b>20</b>	88 KORNILOVS Vitalijs	LATVIA					

Communiqué approved by the President of the Commissaires Panel

Report printed: 19/10/2019 19:37

TCT v1.1 Page 1/1

INSTITUTIONAL PARTNERS



OFFICIAL SPONSORS



LOCAL ORGANISING COMMITTEE



OFFICIAL SUPPLIERS



16-20 October 2019

Communiqué n° 73A

**Men's Points Race  
Start List / Liste de départ**

Race distance: 40 km (160 laps, 16 sprints every 10 laps)

**Starting on the Railing**

Bib	Rider	Team
11	RAMANAU Raman	BELARUS
76	DOWNEY Mark	IRELAND
71	VOLIKAKIS Christos	GREECE
73	FILUTAS Viktor	HUNGARY
64	HAYTER Ethan	GREAT BRITAIN
106	RUDYK Bartosz	POLAND
35	MALMBERG Matias Gunnar	DENMARK
113	MARTINGIL Cesar	PORTUGAL
21	THIJSSSEN Gerben	BELGIUM
115	CRISTA Daniel	ROMANIA
120	KULIKOV Vladislav	RUSSIA

**Starting on the Blueband**

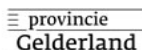
Bib	Rider	Team
100	VAN SCHIP Jan	NETHERLANDS
146	THIÉRY Cyrille	SWITZERLAND
5	MATZNER Stefan	AUSTRIA
29	PIETRULA Nicolas	CZECH REPUBLIC
88	KORNILOVS Vitalijs	LATVIA
131	CHREN Martin	SLOVAKIA
154	SHCHERBAN Vladiislav	UKRAINE
137	PELEGRI Oscar	SPAIN
39	COQUARD Bryan	FRANCE
58	ROHDE Leon	GERMANY
86	SCARTEZZINI Michele	ITALY

Communiqué approved by the Secretary of the Commissaires Panel

Report printed: 18/10/2019 22:25

TCT v2 Page 1/1

INSTITUTIONAL PARTNERS



OFFICIAL SPONSORS



LOCAL ORGANISING COMMITTEE



OFFICIAL SUPPLIERS



**Men's Points Race  
Results / Résultats**

Race distance: 40 km (160 laps)

Race Time:43:01

Rank	Bib	Name	Team	Sprints																Lap Points	Finish Order	Points
				1	2	3	4	5	6	7	8	9	10	11	12	13	14	15	16			
1	39	COQUARD Bryan	FRANCE		5		3				3			1			6	80	2	<b>98</b>		
2	100	VAN SCHIP Jan	NETHERLANDS					5			5	3		5	5	1	5	4	60	3	<b>93</b>	
3	86	SCARTEZZINI Michele	ITALY				2									3	3		80	14	<b>88</b>	
4	71	VOLIKAKIS Christos	GREECE		3	3		3	3	2	5		2			2		2	60	4	<b>85</b>	
5	64	HAYTER Ethan	GREAT BRITAIN	5								1	1	3	2	3	1		60	13	<b>76</b>	
6	35	MALMBERG Matias Gunn	DENMARK	3	2						2					1			60	18	<b>68</b>	
7	120	KULIKOV Vladislav	RUSSIA		1		1			1	2							10	40	1	<b>55</b>	
8	113	MARTINGIL Cesar	PORTUGAL					1	5							5	2		40	7	<b>53</b>	
9	146	THIÈRY Cyrille	SWITZERLAND				5		1	3	1								40	12	<b>50</b>	
10	76	DOWNEY Mark	IRELAND	1				2	2					3					40	15	<b>48</b>	
11	106	RUDYK Bartosz	POLAND										5						40	11	<b>45</b>	
12	21	THIJSEN Gerben	BELGIUM									5							40	19	<b>45</b>	
13	137	PELEGRI Oscar	SPAIN			1				5	3			2		2			20	5	<b>33</b>	
14	115	CRISTA Daniel	ROMANIA			5													20	8	<b>25</b>	
15	73	FILUTAS Viktor	HUNGARY	2															20	6	<b>22</b>	
16	5	MATZNER Stefan	AUSTRIA			2													20	16	<b>22</b>	
17	11	RAMANAU Raman	BELARUS										1						20	9	<b>21</b>	
18	29	PIETRULA Nicolas	CZECH REPUBLIC																20	10	<b>20</b>	
19	154	SHCHERBAN Vladiislav	UKRAINE																0	17	<b>0</b>	
DNF	58	ROHDE Leon	GERMANY																0	22	<b>DNF</b>	
DNF	131	CHREN Martin	SLOVAKIA																-40	20	<b>DNF</b>	
DNF	88	KORNILOVS Vitalijs	LATVIA																-80	21	<b>DNF</b>	

Communiqué approved by the Secretary of the Commissaires Panel

## Men's Madison

### Start List / Liste de départ

Race distance: 50 km (200 laps sprints every 100 ,20 sprints)

Race number	Team	Riders
1	<b>DENMARK</b>	Black HANSEN Lasse Norman Red MORKOV Michael
2	<b>BELGIUM</b>	Black DE KETELE Kenny Red VAN DEN BOSSCHE Fabio
3	<b>GERMANY</b>	Black BEYER Maximilian Red REINHARDT Theo
4	<b>ITALY</b>	Black CONSONNI Simone Red VIVIANI Elia
5	<b>AUSTRIA</b>	Black GRAF Andreas Red MULLER Andreas
6	<b>GREAT BRITAIN</b>	Black WALLS Matthew Red WOOD Oliver
7	<b>POLAND</b>	Black KRAWCZYK Szymon Red STANISZEWSKI Daniel
8	<b>FRANCE</b>	Black KNEISKY Morgan Red THOMAS Benjamin
9	<b>SWITZERLAND</b>	Black FROIDEVAUX Robin Red SCHIR Thery
10	<b>BELARUS</b>	Black KARALIOK Yauheni Red TSISHKOU Raman
11	<b>SPAIN</b>	Black MORA VEDRI Sebastian Red TORRES Albert
12	<b>NETHERLANDS</b>	Black HAVIK Yoeri Red VAN SCHIP Jan
13	<b>RUSSIAN FEDERATION</b>	Black MANAKOV Viktor Red ROSTOVTSEV Sergei
14	<b>IRELAND</b>	Black DOWNEY Mark Red RYAN Fintan
15	<b>PORTUGAL</b>	Black LEITAO Iuri Red OLIVEIRA Rui
16	<b>UKRAINE</b>	Black DZHUS Volodymyr Red HRYNIV Vitaliy
17	<b>CZECH REPUBLIC</b>	Black BABOR Daniel Red KRAUS Jan
18	<b>GREECE</b>	Black VOLIKAKIS Christos Red VOLIKAKIS Zafeiris

Communiqué approved by the Secretary of the Commissaires Panel

16-20 October 2019

Communiqué n° 76

## Men's Madison

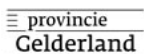
### Results / Résultats

Time: 52:48

Speed: 56.818 km/hr

Rank	Bib	Name	Sprints																				Lap points	Finish Order	Points			
			1	2	3	4	5	6	7	8	9	10	11	12	13	14	15	16	17	18	19	20						
1	1	<b>DENMARK</b> HANSEN Lasse Norman MORKOV Michael			3		5				2			5	5	3	1	5	5	3	5	1	4	0	3	52		
2	12	<b>NETHERLANDS</b> HAVIK Yoeri VAN SCHIP Jan	3					5				5			3	1	5			2	1	2		10	0	1	37	
3	3	<b>GERMANY</b> BEYER Maximilian REINHARDT Theo				5					5						3	1					3		20	10	37	
4	8	<b>FRANCE</b> KNEISKY Morgan THOMAS Benjamin	2		2		2	1	2	5		1		5		1	3					1	3	6	0	2	34	
5	11	<b>SPAIN</b> MORA VEDRI Sebastian TORRES Albert	5									2	2				3	2		1	5				0	5	20	
6	4	<b>ITALY</b> CONSONNI Simone VIVIANI Elia				3	3				3				2									5	2	0	4	18
7	9	<b>SWITZERLAND</b> FROIDEVAUX Robin SCHIR Thery		5			2			1			3	1					2	3						0	12	17
8	6	<b>GREAT BRITAIN</b> WALLS Matthew WOOD Oliver	1	3				1	3				3			2										0	13	13
9	5	<b>AUSTRIA</b> GRAF Andreas MULLER Andreas					5															2		2		0	15	9
10	7	<b>POLAND</b> KRAWCZYK Szymon STANISZEWSKI Daniel															2									0	11	2
11	15	<b>PORTUGAL</b> LEITAO Iuri OLIVEIRA Rui					1																			0	8	1
12	2	<b>BELGIUM</b> DE KETELE Kenny VAN DEN BOSSCHE Fabio					1																			0	14	1
13	10	<b>BELARUS</b> KARALIOK Yauheni TSISHKOU Raman															2									0	16	0
14	14	<b>IRELAND</b> DOWNEY Mark RYAN Fintan									1	1														-20	7	-17
15	13	<b>RUSSIAN FEDERATION</b> MANAKOV Viktor ROSTOVTSEV Sergei										2														-40	9	-35
16	16	<b>UKRAINE</b> DZHUS Volodymyr HRYNIV Vitaliy												2												-40	6	-38
17	17	<b>CZECH REPUBLIC</b> BABOR Daniel KRAUS Jan																								-60	17	-60
18	18	<b>GREECE</b> VOLIKAKIS Christos VOLIKAKIS Zafeiris																								-80	18	-80

INSTITUTIONAL PARTNERS



OFFICIAL SPONSORS



LOCAL ORGANISING COMMITTEE



OFFICIAL SUPPLIERS





16-20 October 2019

Communiqué n° 77

## Men's 1km Time Trial

Qualifying / Qualifications

Start List / Liste de départ

World Record: 56"303 FRANCOIS PERVIS (FRA) 07.12.2013 AGUASCALIENTES (MEX)

Race distance: 1000m

Heat	Bib	Name	Team
1	127	YAKUSHEVSKIY Pavel	RUSSIA
	23	WEEMAES Sasha	BELGIUM
2	133	JIMENEZ Ekain	SPAIN
	151	KRYVYCH Oleksandr	UKRAINE
3	75	SZALONTAY Sandor	HUNGARY
	109	SARNECKI Rafal	POLAND
4	53	DORNBACH Maximilian	GERMANY
	123	SHARAPOV Alexander	RUSSIA
5	10	NOVIK Uladzislau	BELARUS
	80	CECI Francesco	ITALY
6	56	JURCZYK Marc	GERMANY
	103	MAKSEL Krzysztof	POLAND
7	136	MORENO SANCHEZ Jose	SPAIN
	31	WAGNER Robin	CZECH REPUBLIC
8	91	BOS Theo	NETHERLANDS
	83	LAMON Francesco	ITALY
9	40	D'ALMEIDA Michael	FRANCE
	24	BABEK Tomas	CZECH REPUBLIC
10	44	LAFARGUE Quentin	FRANCE
	96	LIGTLEE Sam	NETHERLANDS

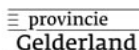
Qualification rule: Top 8 riders qualify for final.

Communiqué approved by the Secretary of the Commissaires Panel \_\_\_\_\_

Report printed: 19/10/2019 16:27

TCM v 2 Page 1/1

INSTITUTIONAL PARTNERS



LOCAL ORGANISING COMMITTEE



OFFICIAL SPONSORS



OFFICIAL SUPPLIERS



16-20 October 2019

Communiqué n° 78

## Men's 1km Time Trial

Qualifying / Qualifications

Results / Résultats

World Record: 56"303 FRANCOIS PERVIS (FRA) 07.12.2013 AGUASCALIENTES (MEX)

Race distance: 1000m

Rank	Bib	Name	Team	250m	500m	750m	Time	Speed
1	44	LAFARGUE Quentin	FRANCE	19.019(8)	32.060(5) 13.040(1)	45.516(3) 13.456(1)	1:00.045 14.529(5)	59.955 km/h
2	96	LIGTLEE Sam	NETHERLANDS	18.609(2)	31.677(2) 13.068(2)	45.276(1) 13.599(5)	1:00.196 14.920(11)	59.804 km/h
3	91	BOS Theo	NETHERLANDS	18.743(4)	32.023(4) 13.280(6)	45.748(4) 13.725(8)	1:00.226 14.477(4)	59.774 km/h
4	56	JURCZYK Marc	GERMANY	19.239(14)	32.627(13) 13.387(11)	46.214(9) 13.587(4)	1:00.620 14.405(2)	59.386 km/h
5	103	MAKSEL Krzysztof	POLAND	18.828(5)	32.276(6) 13.448(12)	46.099(7) 13.822(10)	1:00.637 14.538(6)	59.369 km/h
6	24	BABEK Tomas	CZECH REPUBLIC	19.022(9)	32.287(7) 13.265(5)	45.976(5) 13.689(7)	1:00.691 14.714(8)	59.316 km/h
7	40	D'ALMEIDA Michael	FRANCE	19.142(13)	32.383(9) 13.241(4)	45.997(6) 13.614(6)	1:00.846 14.848(10)	59.165 km/h
8	127	YAKUSHEVSKIY Pavel	RUSSIA	18.250(1)	31.406(1) 13.156(3)	45.442(2) 14.036(13)	1:00.946 15.503(14)	59.068 km/h
9	83	LAMON Francesco	ITALY	19.604(17)	33.076(16) 13.472(13)	46.631(12) 13.554(3)	1:00.966 14.335(1)	59.049 km/h
10	53	DORNBACH Maximilian	GERMANY	19.773(18)	33.288(18) 13.515(14)	46.798(15) 13.509(2)	1:01.227 14.429(3)	58.797 km/h
11	80	CECI Francesco	ITALY	19.584(16)	32.928(15) 13.344(10)	46.693(13) 13.764(9)	1:01.392 14.699(7)	58.639 km/h
12	31	WAGNER Robin	CZECH REPUBLIC	19.125(12)	32.421(11) 13.295(7)	46.366(10) 13.945(12)	1:01.615 15.249(12)	58.427 km/h
13	136	MORENO SANCHEZ Jose	SPAIN	19.029(10)	32.366(8) 13.336(9)	46.519(11) 14.152(14)	1:02.126 15.607(16)	57.946 km/h
14	23	WEEMAES Sasha	BELGIUM	19.903(19)	33.502(19) 13.598(16)	47.382(17) 13.880(11)	1:02.166 14.783(9)	57.909 km/h
15	75	SZALONTAY Sandor	HUNGARY	18.640(3)	31.957(3) 13.317(8)	46.195(8) 14.237(15)	1:02.240 16.045(20)	57.840 km/h
16	109	SARNECKI Rafal	POLAND	18.894(7)	32.411(10) 13.516(15)	46.762(14) 14.351(16)	1:02.478 15.716(17)	57.620 km/h
17	123	SHARAPOV Alexander	RUSSIA	18.890(6)	32.515(12) 13.624(17)	46.912(16) 14.397(18)	1:02.636 15.723(18)	57.474 km/h
18	10	NOVIK Uladzislau	BELARUS	19.327(15)	33.206(17) 13.878(19)	47.589(19) 14.383(17)	1:03.042 15.452(13)	57.104 km/h
19	133	JIMENEZ Ekain	SPAIN	19.057(11)	32.874(14) 13.816(18)	47.556(18) 14.682(19)	1:03.400 15.843(19)	56.782 km/h
20	151	KRYVYCH Oleksandr	UKRAINE	19.917(20)	34.259(20) 14.342(20)	49.019(20) 14.759(20)	1:04.529 15.509(15)	55.788 km/h

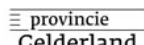
Notes:

Communiqué approved by the President of the Commissaires Panel

Report printed: 20/10/2019 13:01

TCT v1.1 Page 1/1


INSTITUTIONAL PARTNERS



OFFICIAL SPONSORS



LOCAL ORGANISING COMMITTEE



OFFICIAL SUPPLIERS



16-20 October 2019

Communiqué n° 79

## Men's 1km Time Trial

### Finals

#### Start List / Liste de départ

World Record: 56"303 FRANCOIS PERVIS (FRA) 07.12.2013 AGUASCALIENTES (MEX)

Race distance: 1000m

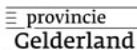
Heat	Bib	Name	Team
1	127	YAKUSHEVSKIY Pavel	RUSSIA
2	40	D'ALMEIDA Michael	FRANCE
3	24	BABEK Tomas	CZECH REPUBLIC
4	103	MAKSEL Krzysztof	POLAND
5	56	JURCZYK Marc	GERMANY
6	91	BOS Theo	NETHERLANDS
7	96	LIGTLEE Sam	NETHERLANDS
8	44	LAFARGUE Quentin	FRANCE

Communiqué approved by the Secretary of the Commissaires Panel \_\_\_\_\_

Report printed: 20/10/2019 12:59

TCM v 2 Page 1/1

INSTITUTIONAL PARTNERS



LOCAL ORGANISING COMMITTEE



OFFICIAL SPONSORS



OFFICIAL SUPPLIERS



16-20 October 2019

Communiqué n° 80

## Men's 1km Time Trial

### Results and Final Classification / Résultats et classement final

World Record: 56"303 FRANCOIS PERVIS (FRA) 07.12.2013 AGUASCALIENTES (MEX)

Race distance: 1000m

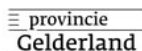
Medal	Rank	Name	Team	250m	500m	750m	Time	Speed
<b>Gold</b>	<b>1</b>	44 LAFARGUE Quentin	FRANCE	18.860(5)	31.908(2) 13.047(1)	45.444(1) 13.536(1)	<b>1:00.289</b> <b>14.844(4)</b>	59.712
<b>Silver</b>	<b>2</b>	91 BOS Theo	NETHERLANDS	18.768(3)	32.132(6) 13.364(7)	45.922(6) 13.789(6)	<b>1:00.409</b> <b>14.486(1)</b>	59.593
<b>Bronze</b>	<b>3</b>	40 D'ALMEIDA Michael	FRANCE	18.780(4)	31.945(3) 13.165(2)	45.683(2) 13.738(4)	<b>1:00.663</b> <b>14.979(6)</b>	59.343
	<b>4</b>	96 LIGTLEE Sam	NETHERLANDS	18.874(6)	32.064(4) 13.190(4)	45.710(3) 13.646(2)	<b>1:00.701</b> <b>14.990(7)</b>	59.306
	<b>5</b>	56 JURCZYK Marc	GERMANY	18.977(8)	32.155(7) 13.177(3)	45.888(4) 13.732(3)	<b>1:00.733</b> <b>14.845(5)</b>	59.275
	<b>6</b>	24 BABEK Tomas	CZECH REPUBLIC	18.878(7)	32.186(8) 13.308(5)	45.976(7) 13.789(5)	<b>1:00.745</b> <b>14.768(3)</b>	59.264
	<b>7</b>	103 MAKSEL Krzysztof	POLAND	18.625(2)	32.087(5) 13.461(8)	45.998(8) 13.911(7)	<b>1:00.755</b> <b>14.756(2)</b>	59.253
	<b>8</b>	127 YAKUSHEVSKIY Pavel	RUSSIA	18.380(1)	31.706(1) 13.326(6)	45.911(5) 14.204(8)	<b>1:01.759</b> <b>15.848(8)</b>	58.290
	<b>9</b>	83 LAMON Francesco	ITALY					
	<b>10</b>	53 DORNBACH Maximilian	GERMANY					
	<b>11</b>	80 CECI Francesco	ITALY					
	<b>12</b>	31 WAGNER Robin	CZECH REPUBLIC					
	<b>13</b>	136 MORENO SANCHEZ Jose	SPAIN					
	<b>14</b>	23 WEEMAES Sasha	BELGIUM					
	<b>15</b>	75 SZALONTAY Sandor	HUNGARY					
	<b>16</b>	109 SARNECKI Rafal	POLAND					
	<b>17</b>	123 SHARAPOV Alexander	RUSSIA					
	<b>18</b>	10 NOVIK Uladzislau	BELARUS					
	<b>19</b>	133 JIMENEZ Ekain	SPAIN					
	<b>20</b>	151 KRYVYCH Oleksandr	UKRAINE					

Communiqué approved by the President of the Commissaires Panel

Report printed: 20/10/2019 14:39

TCT v1.1 Page 1/1

INSTITUTIONAL PARTNERS



OFFICIAL SPONSORS



LOCAL ORGANISING COMMITTEE



OFFICIAL SUPPLIERS



16-20 October 2019

Communiqué n° 81

**Women's Team Sprint  
Qualifying / Qualifications  
Start List / Liste de départ**

World Record: 32"034 CHINA (JINJIE GONG, TIANSHI ZHONG) 18.02.2015 SAINT-QUENTIN-EN-YVLINES (FRA)  
Race distance: 2 laps

Heat	Team
<b>1</b>	<b>ITALY</b> 60 BISSOLATI Elena 67 VECE Miriam
<b>2</b>	<b>SPAIN</b> 105 CALVO BARBERO Tania 106 CASAS ROIGE Helena
<b>3</b>	<b>POLAND</b> 85 KARWACKA Marlena 86 LOS Urszula
<b>4</b>	<b>LITHUANIA</b> 69 KRUPECKAITE Simona 70 MAROZAITE Migele
<b>5</b>	<b>UKRAINE</b> 112 BASOVA Liubov 117 STARIKOVA Olena
<b>6</b>	<b>NETHERLANDS</b> 74 LAMBERINK Kyra 77 VAN DER PEET Steffie
<b>7</b>	<b>GERMANY</b> 33 FRIEDRICH Lea sophie 35 HINZE Emma
<b>8</b>	<b>RUSSIA</b> 99 ROGOVAYA Ekaterina 101 SHMELEVA Daria

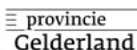
Qualification rule: all teams proceed to first round

Communiqué approved by the Secretary of the Commissaires Panel

Report printed: 15/10/2019 17:31

TCM V 4.1 Page 1/1

INSTITUTIONAL PARTNERS



OFFICIAL SPONSORS



LOCAL ORGANISING COMMITTEE



OFFICIAL SUPPLIERS



16-20 October 2019

Communiqué n° 82

## Women's Team Sprint

Qualifying / Qualifications

Results / Résultats

World Record: 32"034 CHINA (JINJIE GONG, TIANSHI ZHONG) 18.02.2015 SAINT-QUENTIN-EN-YVLINES (FRA)

Race distance: 2 laps

Rank	Team		1 Lap	Time	Speed
1	<b>GERMANY</b>	<b>GER</b>	19.468(6)	<b>33.273</b> <b>13.804(1)</b>	54,097 km/h
	33 FRIEDRICH Lea sophie				
	35 HINZE Emma				
2	<b>NETHERLANDS</b>	<b>NED</b>	19.048(2)	<b>33.528</b> <b>14.479(6)</b>	53,686 km/h
	74 LAMBERINK Kyra				
	77 VAN DER PEET Steffie				
3	<b>LITHUANIA</b>	<b>LTU</b>	19.175(3)	<b>33.549</b> <b>14.374(4)</b>	53,652 km/h
	69 KRUPECKAITE Simona				
	70 MAROZAITE Migle				
4	<b>RUSSIA</b>	<b>RUS</b>	19.301(4)	<b>33.553</b> <b>14.251(2)</b>	53,646 km/h
	99 ROGOVAYA Ekaterina				
	101 SHMELEVA Daria				
5	<b>POLAND</b>	<b>POL</b>	19.338(5)	<b>33.622</b> <b>14.284(3)</b>	53,536 km/h
	85 KARWACKA Marlena				
	86 LOS Urszula				
6	<b>UKRAINE</b>	<b>UKR</b>	18.968(1)	<b>33.672</b> <b>14.704(8)</b>	53,456 km/h
	112 BASOVA Liubov				
	117 STARIKOVA Olena				
7	<b>SPAIN</b>	<b>ESP</b>	19.550(7)	<b>34.104</b> <b>14.554(7)</b>	52,779 km/h
	105 CALVO BARBERO Tania				
	106 CASAS ROIGE Helena				
8	<b>ITALY</b>	<b>ITA</b>	19.997(8)	<b>34.413</b> <b>14.415(5)</b>	52,305 km/h
	60 BISSOLATI Elena				
	67 VECE Miriam				

Notes: Qualification rule: all teams proceed to first round

Communiqué approved by the President of the Commissaires Panel

16-20 October 2019

Communiqué n° 83A

**Women's Team Sprint**  
**First Round/ Premier Tour**  
**Start List / Liste de départ**

World Record: 32"034 CHINA (JINJIE GONG, TIANSHI ZHONG) 18.02.2015 SAINT-QUENTIN-EN-YVLINES (FRA)  
Race distance: 2 laps

**Team**

---

**Heat 1 RUSSIA**

102 VOINOVA Anastasiia  
101 SHMELEVA Daria

**POLAND**

85 KARWACKA Marlena  
86 LOS Urszula

---

**Heat 2 LITHUANIA**

69 KRUPECKAITE Simona  
70 MAROZAITE Migle

**UKRAINE**

112 BASOVA Liubov  
117 STARIKOVA Olena

---

**Heat 3 NETHERLANDS**

74 LAMBERINK Kyra  
72 BRASPENNINCX Shanne

**SPAIN**

105 CALVO BARBERO Tania  
106 CASAS ROIGE Helena

---

**Heat 4 GERMANY**

33 FRIEDRICH Lea sophie  
35 HINZE Emma

**ITALY**

60 BISSOLATI Elena  
67 VECE Miriam

Qualification rule: The fastest two winning teams race for the gold and silver medals, and the other two winning teams race for the bronze medal. Losers are classified from 5th to 8th place by their times in the First round.

Communiqué approved by the President of the Commissaires Panel \_\_\_\_\_

## Women's Team Sprint First Round/ Premier Tour

### Results / Résultats

World Record: 32"034 CHINA (JINJIE GONG, TIANSHI ZHONG) 18.02.2015 SAINT-QUENTIN-EN-YVLINES (FRA)

Race distance: 2 laps

Heat 1	Team	1 Lap	Time	Diff
1	<b>RUSSIA</b>	18.607(1)	<b>32.724</b>	
	102 VOINOVA Anastasiia		<b>14.117(1)</b>	
	101 SHMELEVA Daria			

2	<b>POLAND</b>	19.419(2)	<b>33.601</b>	
	85 KARWACKA Marlena		<b>14.181(2)</b>	
	86 LOS Urszula			

Heat 2	Team	1 Lap	Time	Diff
1	<b>LITHUANIA</b>	19.149(1)	<b>33.347</b>	
	69 KRUPECKAITE Simona		<b>14.198(1)</b>	
	70 MAROZAITE Migle			

2	<b>UKRAINE</b>	18.938(2)	<b>34.039</b>	
	112 BASOVA Liubov		<b>15.100(2)</b>	
	117 STARIKOVA Olena			

Heat 3	Team	1 Lap	Time	Diff
1	<b>NETHERLANDS</b>	19.005(1)	<b>32.996</b>	
	74 LAMBERINK Kyra		<b>13.991(1)</b>	
	72 BRASPENNINCX Shanne			

2	<b>SPAIN</b>	19.405(2)	<b>33.808</b>	
	105 CALVO BARBERO Tania		<b>14.403(2)</b>	
	106 CASAS ROIGE Helena			

Heat 4	Team	1 Lap	Time	Diff
1	<b>GERMANY</b>	19.269(1)	<b>32.961</b>	
	33 FRIEDRICH Lea sophie		<b>13.691(1)</b>	
	35 HINZE Emma			

2	<b>ITALY</b>	19.132(2)	<b>33.841</b>	
	60 BISSOLATI Elena		<b>14.709(2)</b>	
	67 VECE Miriam			

Qualification rule: The fastest two winning teams race for the gold and silver medals, and the other two winning teams race for the bronze medal. Losers are classified from 5th to 8th place by their times in the First round.

Communiqué approved by the President of the Commissaires Panel



16-20 October 2019

Communiqué n° 85

## Women's Team Sprint Finals/ Finales

### Start List / Liste de départ

World Record: 32"034 CHINA (JINJIE GONG, TIANSHI ZHONG) 18.02.2015 SAINT-QUENTIN-EN-YVLINES (FRA)

Race distance: 2 laps

<b>Heat for Bronze</b>	<b>3</b>	<b>NETHERLANDS</b>	<b>NED</b>
		74 LAMBERINK Kyra	
		72 BRASPENNINCX Shanne	
	<b>5</b>	<b>LITHUANIA</b>	<b>LTU</b>
		69 KRUPECKAITE Simona	
		70 MAROZAITE Migle	
<b>Heat for Gold</b>	<b>1</b>	<b>RUSSIA</b>	<b>RUS</b>
		102 VOINOVA Anastasiia	
		101 SHMELEVA Daria	
	<b>2</b>	<b>GERMANY</b>	<b>GER</b>
		33 FRIEDRICH Lea sophie	
		35 HINZE Emma	

Communiqué approved by the President of the Commissaires Panel

## Women's Team Sprint Results and Final Classification / Résultats et classement final

### Results / Résultats

World Record: 32"034 CHINA (JINJIE GONG, TIANSHI ZHONG) 18.02.2015 SAINT-QUENTIN-EN-YVLINES (FRA)

Race distance: 2 laps

Medal	Rank	Team	Lap 1	Time
<b>Gold</b>	<b>1</b>	<b>RUSSIA</b>	18.577(1)	<b>32.496</b> <b>13.919(2)</b>
		102 VOINOVA Anastasiia 101 SHMELEVA Daria		
<b>Silver</b>	<b>2</b>	<b>GERMANY</b>	19.357(2)	<b>33.179</b> <b>13.821(1)</b>
		33 FRIEDRICH Lea sophie 35 HINZE Emma		
<b>Bronze</b>	<b>3</b>	<b>NETHERLANDS</b>	19.010(1)	<b>33.023</b> <b>14.012(1)</b>
		74 LAMBERINK Kyra 72 BRASPENNINCX Shanne		
	<b>4</b>	<b>LITHUANIA</b>	19.231(2)	<b>33.370</b> <b>14.138(2)</b>
		69 KRUPECKAITE Simona 70 MAROZAITE Migle		
	<b>5</b>	<b>POLAND</b>		
		85 KARWACKA Marlena 86 LOS Urszula		
	<b>6</b>	<b>SPAIN</b>		
		105 CALVO BARBERO Tania 106 CASAS ROIGE Helena		
	<b>7</b>	<b>ITALY</b>		
		60 BISSOLATI Elena 67 VECE Miriam		
	<b>8</b>	<b>UKRAINE</b>		
		112 BASOVA Liubov 117 STARIKOVA Olena		

Communiqué approved by the Secretary of the Commissaires Panel

**Women's Team Pursuit**  
**Qualifying / Qualifications**  
**Start List / Liste de départ**

World Record: 4'10"236 GREAT BRITAIN (KATIE ARCHIBALD, ELINOR BARKER, ROWSELL-SHAND JOANNA, TROTT LAURA)  
13.08.2016 RIO (BRA)

Race distance: 4000m (16 laps)

Heat	Team
<b>1</b>	<b>NETHERLANDS</b> 73 DE ZOETE Mylene 76 VAN DER HULST Amber 78 VAN HAAFTEN Kirstie 80 VAN TEESELING Bente
<b>2</b>	<b>UKRAINE</b> 114 KLIACHINA Oksana 115 NAHIRNA Anna 116 SOLOVEI Ganna 118 FEDOTOVA Kseniia
<b>3</b>	<b>IRELAND</b> 50 GRIFFIN Mia 54 MURPHY Kelly 55 SHARPE Alice 57 WALSH Orla
<b>4</b>	<b>RUSSIA</b> 95 DRONOVA Tamara 96 KLIMOVA Diana 97 MALKOVA Daria 100 ROSTOVTSEVA Maria
<b>5</b>	<b>BELARUS</b> 2 PIVOVAROVA Polina 3 SALAUYEVA Aksana 4 SAVENKA Ina 5 SAVENKA Karalina
<b>6</b>	<b>BELGIUM</b> 8 BOSSUYT Shari 11 D'HOORE Jolien 12 DOM Annelies 13 KOPECKY Lotte
<b>7</b>	<b>FRANCE</b> 24 BORRAS Marion 25 COPPONI Clara 26 DEMAY Coralie 27 FORTIN Valentine

16-20 October 2019

Communiqué n° 87

## Women's Team Pursuit Qualifying / Qualifications

### Start List / Liste de départ

World Record: 4'10"236 GREAT BRITAIN (KATIE ARCHIBALD, ELINOR BARKER, ROWSELL-SHAND JOANNA, TROTT LAURA)  
13.08.2016 RIO (BRA)

Race distance: 4000m (16 laps)

Heat	Team
<b>8</b>	<b>POLAND</b> 84 KARASIEWICZ Karolina 88 PIETRZAK Lucja 89 PIKULIK Daria 91 PLOSAJ Nikol
<b>9</b>	<b>GERMANY</b> 31 BRAUßE Franziska 32 BRENNAUER Lisa 36 KLEIN Lisa 37 KRÖGER Mieke
<b>10</b>	<b>GREAT BRITAIN</b> 39 ARCHIBALD Katie 42 DICKINSON Eleanor 43 EVANS Neah 44 KENNY Laura
<b>11</b>	<b>ITALY</b> 59 BALSAMO Elisa 61 CAVALLI Marta 64 GUAZZINI Vittoria 65 PATERNOSTER Letizia

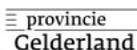
Qualification rule: The eight teams recording the best times in the qualifying round will be matched in the First round as follows: The 6th fastest team against the 7th fastest team. The 5th fastest team against the 8th fastest team. The 2nd fastest team against the 3rd fastest team. The fastest team against the 4th fastest team. The winners of heats 3 and 4 in the First round ride the final for the gold and silver medals. The remaining six teams will be ranked by their times in the First round and will be paired as follows: The two fastest teams ride the final for the bronze medal.

Communiqué approved by the Secretary of the Commissaires Panel

Report printed: 15/10/2019 17:35

TCM V 4.1 Page 2/2

INSTITUTIONAL PARTNERS



LOCAL ORGANISING COMMITTEE



OFFICIAL SPONSORS



OFFICIAL SUPPLIERS



## Women's Team Pursuit Qualifying / Qualifications

### Results / Résultats

World Record: 4'10"236 GREAT BRITAIN (KATIE ARCHIBALD, ELINOR BARKER, ROWSELL-SHAND JOANNA, TROTT LAURA) 13.08.2016 RIO (BRA)

Race distance: 4000m (16 laps)

Rank			1000m	2000m	3000m	Time	Speed
1	2	<b>GREAT BRITAIN</b>	<b>GBR</b> 1:08.736(1)	2:11.027(1) 1:02.291(1)	3:13.318(1) 1:02.290(1)	<b>4:15.939</b> <b>1:02.620(1)</b>	56,263 km/h
		39 ARCHIBALD Katie 42 DICKINSON Eleanor 43 EVANS Neah 44 KENNY Laura					
2	3	<b>GERMANY</b>	<b>GER</b> 1:09.553(4)	2:12.098(3) 1:02.544(3)	3:14.963(2) 1:02.865(2)	<b>4:18.567</b> <b>1:03.604(3)</b>	55,691 km/h
		31 BRAUSSE Franziska 32 BRENNAUER Lisa 36 KLEIN Lisa 37 KROGER Mieke					
3	1	<b>ITALY</b>	<b>ITA</b> 1:09.353(2)	2:11.869(2) 1:02.515(2)	3:15.349(3) 1:03.479(3)	<b>4:18.571</b> <b>1:03.221(2)</b>	55,690 km/h
		59 BALSAMO Elisa 61 CAVALLI Marta 64 GUAZZINI Vittoria 65 PATERNOSTER Letizia					
4	5	<b>FRANCE</b>	<b>FRA</b> 1:09.447(3)	2:12.620(4) 1:03.172(4)	3:17.074(4) 1:04.454(4)	<b>4:22.669</b> <b>1:05.595(4)</b>	54,821 km/h
		24 BORRAS Marion 25 COPPONI Clara 26 DEMAY Coralie 27 FORTIN Valentine					
5	6	<b>BELGIUM</b>	<b>BEL</b> 1:09.844(5)	2:13.955(5) 1:04.111(6)	3:19.007(5) 1:05.051(5)	<b>4:25.730</b> <b>1:06.722(5)</b>	54,190 km/h
		8 BOSSUYT Shari 11 D'HOORE Jolien 12 DOM Annelies 13 KOPECKY Lotte					
6	4	<b>POLAND</b>	<b>POL</b> 1:10.822(7)	2:15.599(6) 1:04.776(7)	3:21.852(7) 1:06.253(7)	<b>4:28.824</b> <b>1:06.971(7)</b>	53,566 km/h
		84 KARASIEWICZ Karolina 88 PIETRZAK Lucja 89 PIKULIK Daria 91 PLOSAJ Nikol					
7	7	<b>BELARUS</b>	<b>BLR</b> 1:10.735(6)	2:16.118(8) 1:05.383(8)	3:22.820(8) 1:06.702(8)	<b>4:30.473</b> <b>1:07.652(8)</b>	53,240 km/h
		2 PIVOVAROVA Polina 3 SALAUYEVA Aksana 4 SAVENKA Ina 5 SAVENKA Karalina					
8	11	<b>NETHERLANDS</b>	<b>NED</b> 1:11.022(8)	2:16.781(9) 1:05.758(10)	3:24.024(9) 1:07.243(10)	<b>4:30.776</b> <b>1:06.752(6)</b>	53,180 km/h
		73 DE ZOETE Mylene 76 VAN DER HULST Amber 78 VAN HAAFTEN Kirstie 80 VAN TEESELING Bente					

## Women's Team Pursuit Qualifying / Qualifications

### Results / Résultats

World Record: 4'10"236 GREAT BRITAIN (KATIE ARCHIBALD, ELINOR BARKER, ROWSELL-SHAND JOANNA, TROTT LAURA) 13.08.2016 RIO (BRA)

Race distance: 4000m (16 laps)

Rank			1000m	2000m	3000m	Time	Speed
9	9 IRELAND	IRL	1:11.974(10)	2:15.754(7) 1:03.780(5)	3:21.734(6) 1:05.979(6)	<b>4:31.325</b> <b>1:09.591(11)</b>	53,072 km/h
	50 GRIFFIN Mia						
	54 MURPHY Kelly						
	55 SHARPE Alice						
	57 WALSH Orla						
10	8 RUSSIA	RUS	1:11.680(9)	2:17.427(10) 1:05.747(9)	3:24.595(10) 1:07.167(9)	<b>4:32.713</b> <b>1:08.118(9)</b>	52,802 km/h
	95 DRONOVA Tamara						
	96 KLIMOVA Diana						
	97 MALKOVA Daria						
	100 ROSTOVTSEVA Maria						
11	10 UKRAINE	UKR	1:12.022(11)	2:18.740(11) 1:06.718(11)	3:26.688(11) 1:07.947(11)	<b>4:35.484</b> <b>1:08.796(10)</b>	52,271 km/h
	114 KLIACHINA Oksana						
	115 NAHIRNA Anna						
	116 SOLOVEI Ganna						
	118 FEDOTOVA Kseniia						

Qualification rule: The winners of heats 3 and 4 in the First round ride the final for the gold and silver medals. The remaining six teams will be ranked by their times in the First round and will be paired as follows: The two fastest teams ride the final for the bronze medal.

Communiqué approved by the President of the Commissaires Panel

**Women's Team Pursuit**  
**First Round/ Premier Tour**  
**Start List / Liste de départ**

World Record: 4'10"236 GREAT BRITAIN (KATIE ARCHIBALD, ELINOR BARKER, ROWSELL-SHAND JOANNA, TROTT LAURA)  
13.08.2016 RIO (BRA)

Race distance: 4000m (16 laps)

**Team**

**Heat 1**

**POLAND**

- 84 KARASIEWICZ Karolina
- 83 KACZKOWSKA Justyna
- 89 PIKULIK Daria
- 91 PLOSAJ Nikol

**BELARUS**

- 2 PIVOVAROVA Polina
- 3 SALAUYEVA Aksana
- 4 SAVENKA Ina
- 5 SAVENKA Karalina

**Heat 2**

**BELGIUM**

- 8 BOSSUYT Shari
- 11 D'HOORE Jolien
- 12 DOM Annelies
- 13 KOPECKY Lotte

**NETHERLANDS**

- 73 DE ZOETE Mylene
- 76 VAN DER HULST Amber
- 78 VAN HAAFTEN Kirstie
- 80 VAN TEESELING Bente

**Heat 3**

**GERMANY**

- 31 BRAUSSE Franziska
- 32 BRENNAUER Lisa
- 36 KLEIN Lisa
- 38 STOCK Gudrun

**ITALY**

- 59 BALSAMO Elisa
- 61 CAVALLI Marta
- 64 GUAZZINI Vittoria
- 65 PATERNOSTER Letizia

**Heat 4**

**GREAT BRITAIN**

- 39 ARCHIBALD Katie
- 42 DICKINSON Eleanor
- 43 EVANS Neah
- 40 BARKER Elinor

**FRANCE**

- 24 BORRAS Marion
- 25 COPPONI Clara
- 26 DEMAY Coralie
- 29 LE NET Marie

Qualification rule: The winners of heats 3 and 4 in the First round ride the final for gold. The remaining six teams will be ranked by their times in the First round and will be paired as follows: The two fastest teams ride the final for the bronze medal.

16-20 October 2019

Communiqué n° 89A

**Women's Team Pursuit  
First Round/ Premier Tour  
Start List / Liste de départ**

World Record: 4'10"236 GREAT BRITAIN (KATIE ARCHIBALD, ELINOR BARKER, ROWSELL-SHAND JOANNA, TROTT LAURA)  
13.08.2016 RIO (BRA)

Race distance: 4000m (16 laps)

Communiqué approved by the President of the Commissaires Panel

---



**Women's Team Pursuit**  
**First Round/ Premier Tour**  
**Results / Résultats**

World Record: 4'10"236 GREAT BRITAIN (KATIE ARCHIBALD, ELINOR BARKER, ROWSELL-SHAND JOANNA, TROTT LAURA) 13.08.2016 RIO (BRA)

Race distance: 4000m (16 laps)

Heat	Team	1km	2km	3km	Time	Diff
1	<b>POLAND</b>	1:10.344(1)	2:14.097(1)	3:19.005(1)	<b>4:23.600</b>	
	84 KARASIEWICZ Karolina		1:03.753(1)	1:04.907(1)	<b>1:04.594(1)</b>	
	83 KACZKOWSKA Justyna					
	89 PIKULIK Daria					
	91 PLOSAJ Nikol					
2	<b>BELARUS</b>	1:10.729(2)	2:15.856(2)	3:22.267(2)	<b>4:31.730</b>	
	2 PIVOVAROVA Polina		1:05.126(2)	1:06.411(2)	<b>1:09.462(2)</b>	
	3 SALAUYEVA Aksana					
	4 SAVENKA Ina					
	5 SAVENKA Karalina					
1	<b>BELGIUM</b>	1:09.367(1)	2:12.920(1)	3:17.431(1)	<b>4:21.933</b>	
	8 BOSSUYT Shari		1:03.553(1)	1:04.510(1)	<b>1:04.502(1)</b>	
	11 D'HOORE Jolien					
	12 DOM Annelies					
	13 KOPECKY Lotte					
2	<b>NETHERLANDS</b>	1:11.662(2)	2:16.869(2)	3:23.363(2)	<b>4:31.634</b>	
	73 DE ZOETE Mylene		1:05.206(2)	1:06.494(2)	<b>1:08.271(2)</b>	
	76 VAN DER HULST Amber					
	78 VAN HAAFTEN Kirstie					
	80 VAN TEESELING Bente					
1	<b>GERMANY</b>	1:09.446(2)	2:11.570(2)	3:13.921(2)	<b>4:16.328</b>	
	31 BRAUSSE Franziska		1:02.123(2)	1:02.351(2)	<b>1:02.406(1)</b>	
	32 BRENNAUER Lisa					
	36 KLEIN Lisa					
	38 STOCK Gudrun					
2	<b>ITALY</b>	1:09.046(1)	2:10.981(1)	3:13.163(1)	<b>4:17.887</b>	
	59 BALSAMO Elisa		1:01.935(1)	1:02.181(1)	<b>1:04.724(2)</b>	
	61 CAVALLI Marta					
	64 GUZZINI Vittoria					
	65 PATERNOSTER Letizia					
1	<b>GREAT BRITAIN</b>	1:08.893(1)	2:11.160(1)	3:13.676(1)	<b>4:17.352</b>	
	39 ARCHIBALD Katie		1:02.266(1)	1:02.516(1)	<b>1:03.675(1)</b>	
	42 DICKINSON Eleanor					
	43 EVANS Neah					
	40 BARKER Elinor					
2	<b>FRANCE</b>	1:09.320(2)	2:12.321(2)	3:15.726(2)	<b>4:21.174</b>	
	24 BORRAS Marion		1:03.000(2)	1:03.405(2)	<b>1:05.447(2)</b>	
	25 COPPONI Clara					
	26 DEMAY Coralie					
	29 LE NET Marie					

Qualification rule: The winners of heats 3 and 4 in the First round ride the final for gold. The remaining six teams will be

## Women's Team Pursuit First Round/ Premier Tour

### Results / Résultats

World Record: 4'10"236 GREAT BRITAIN (KATIE ARCHIBALD, ELINOR BARKER, ROWSELL-SHAND JOANNA, TROTT LAURA) 13.08.2016 RIO (BRA)

Race distance: 4000m (16 laps)

ranked by their times in the First round and will be paired as follows: The two fastest teams ride the final for the bronze medal.

Communiqué approved by the President of the Commissaires Panel

16-20 October 2019

Communiqué n° 91A

**Women's Team Pursuit  
Finals/ Finales**

**Start List / Liste de départ**

World Record: 4'10"236 GREAT BRITAIN (KATIE ARCHIBALD, ELINOR BARKER, ROWSELL-SHAND JOANNA, TROTT LAURA)  
13.08.2016 RIO (BRA)

Race distance: 4000m (16 laps)

<b>Heat for Bronze</b>	<b>1</b>	<b>ITALY</b>	<b>ITA</b>
		59 BALSAMO Elisa	
		58 ALZINI Martina	
		64 GUAZZINI Vittoria	
		65 PATERNOSTER Letizia	
	<b>5</b>	<b>FRANCE</b>	<b>FRA</b>
		27 FORTIN Valentine	
		25 COPPONI Clara	
		26 DEMAY Coralie	
		29 LE NET Marie	
<b>Heat for Gold</b>	<b>3</b>	<b>GERMANY</b>	<b>GER</b>
		31 BRAUSSE Franziska	
		32 BRENNAUER Lisa	
		36 KLEIN Lisa	
		38 STOCK Gudrun	
	<b>2</b>	<b>GREAT BRITAIN</b>	<b>GBR</b>
		39 ARCHIBALD Katie	
		42 DICKINSON Eleanor	
		43 EVANS Neah	
		44 KENNY Laura	

Communiqué approved by the President of the Commissaires Panel

## Women's Team Pursuit Results and Final Classification / Résultats et classement final

### Results / Résultats

World Record: 4'10"236 GREAT BRITAIN (KATIE ARCHIBALD, ELINOR BARKER, ROWSELL-SHAND JOANNA, TROTT LAURA) 13.08.2016 RIO (BRA)

Race distance: 4000m (16 laps)

Medal	Rank	Team		1000m	2000m	3000m	Time	Speed
<b>Gold</b>	<b>1</b>	<b>GREAT BRITAIN</b>	<b>GBR</b>	1:07.876(1)	2:09.301(1) 1:01.425(1)	3:11.455(1)	<b>4:13.828</b> <b>1:02.373(1)</b>	
		39 ARCHIBALD Katie						
		42 DICKINSON Eleanor						
		43 EVANS Neah						
		44 KENNY Laura						
<b>Silver</b>	<b>2</b>	<b>GERMANY</b>	<b>GER</b>	1:08.466(2)	2:10.136(2) 1:01.670(2)	3:13.274(2)	<b>4:16.789</b> <b>1:03.514(2)</b>	
		31 BRAUSSE Franziska						
		32 BRENNAUER Lisa						
		36 KLEIN Lisa						
		38 STOCK Gudrun						
<b>Bronze</b>	<b>3</b>	<b>ITALY</b>	<b>ITA</b>	1:08.487(2)	2:11.014(1) 1:02.526(1)	3:13.949(1) 1:02.935(1)	<b>4:17.610</b> <b>1:03.661(1)</b>	
		59 BALSAMO Elisa						
		58 ALZINI Martina						
		64 GUAZZINI Vittoria						
		65 PATERNOSTER Letizia						
	<b>4</b>	<b>FRANCE</b>	<b>FRA</b>	1:08.273(1)	2:11.901(2) 1:03.627(2)	3:16.701(2) 1:04.799(2)	<b>4:22.118</b> <b>1:05.417(2)</b>	
		27 FORTIN Valentine						
		25 COPPONI Clara						
		26 DEMAY Coralie						
		29 LE NET Marie						
	<b>5</b>	<b>BELGIUM</b>	<b>BEL</b>					
		8 BOSSUYT Shari						
		11 D'HOORE Jolien						
		12 DOM Annelies						
		13 KOPECKY Lotte						
	<b>6</b>	<b>POLAND</b>	<b>POL</b>					
		84 KARASIEWICZ Karolina						
		83 KACZKOWSKA Justyna						
		89 PIKULIK Daria						
		91 PLOSAJ Nikol						
	<b>7</b>	<b>NETHERLANDS</b>	<b>NED</b>					
		73 DE ZOETE Mylene						
		76 VAN DER HULST Amber						
		78 VAN HAAFTEN Kirstie						
		80 VAN TEESELING Bente						
	<b>8</b>	<b>BELARUS</b>	<b>BLR</b>					
		2 PIVOVAROVA Polina						
		3 SALAUYEVA Aksana						
		4 SAVENKA Ina						
		5 SAVENKA Karalina						

16-20 October 2019

Communiqué n° 92

## Women's Team Pursuit Results and Final Classification / Résultats et classement final

### Results / Résultats

World Record: 4'10"236 GREAT BRITAIN (KATIE ARCHIBALD, ELINOR BARKER, ROWSELL-SHAND JOANNA, TROTT LAURA) 13.08.2016 RIO (BRA)

Race distance: 4000m (16 laps)

<b>9</b>	<b>IRELAND</b>	<b>IRL</b>
50	GRIFFIN Mia	
54	MURPHY Kelly	
55	SHARPE Alice	
57	WALSH Orla	
<b>10</b>	<b>RUSSIA</b>	<b>RUS</b>
95	DRONOVA Tamara	
96	KLIMOVA Diana	
97	MALKOVA Daria	
100	ROSTOVTSEVA Maria	
<b>11</b>	<b>UKRAINE</b>	<b>UKR</b>
114	KLIACHINA Oksana	
115	NAHIRNA Anna	
116	SOLOVEI Ganna	
118	FEDOTOVA Kseniia	

Communiqué approved by the President of the Commissaires Panel

-----

**Women's Scratch Race  
Start List / Liste de départ**

Race distance: 10 km (40 laps)

**Starting on the Railing**

No.	Rider	Nation	Team
68	BALEIŠYTE Olivija	LTU	LITHUANIA
103	BACIKOVA Alzbeta	SVK	SLOVAKIA
107	USABIAGA BALERDI Ana	ESP	SPAIN
7	TSERAH Hanna	BLR	BELARUS
110	SEITZ Aline	SUI	SWITZERLAND
52	MCCURLEY Shannon	IRL	IRELAND
1	EBERHARDT Verena	AUT	AUSTRIA
23	BERTEAU Victoire	FRA	FRANCE
94	MUDRAYA Evgenia	RUS	RUSSIA
47	BORISSZA Johanna kitti	HUN	HUNGARY
30	BECKER Charlotte	GER	GERMANY

**Starting on the Blueband**

No.	Rider	Nation	Team
81	WILD Kirsten	NED	NETHERLANDS
63	FIDANZA Martina	ITA	ITALY
82	STENBERG Anita yvonne	NOR	NORWAY
93	MARTINS Maria	POR	PORTUGAL
18	MACHAČOVÁ Jarmila	CZE	CZECH REPUBLIQUE
22	SCHMIDT Trine	DEN	DENMARK
46	NELSON Emily	GBR	GREAT BRITAIN
88	PIETRZAK Lucja	POL	POLAND
9	CROKET Gilke	BEL	BELGIUM
113	BONDAR Viktoriya	UKR	UKRAINE

Communiqué approved by the Secretary of the Commissaires Panel

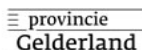
Report printed: 15/10/2019 17:15



[www.veloreults.com](http://www.veloreults.com)

TCM v 2 Page 1/1

INSTITUTIONAL PARTNERS



LOCAL ORGANISING COMMITTEE



OFFICIAL SPONSORS



OFFICIAL SUPPLIERS



16-20 October 2019

Communiqué n° 94

**Women's Scratch Race  
Results / Résultats**

Race distance: 10 km (40 laps)

Elapsed time: 12:45

Average speed: Speed: 47,058 km/h

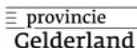
Rank	Bib	Name	Nation	Team	Laps Down
1	46	NELSON Emily	GBR	GREAT BRITAIN	
2	52	MCCURLEY Shannon	IRL	IRELAND	
3	93	MARTINS Maria	POR	PORTUGAL	
4	107	USABIAGA BALERDI Ana	ESP	SPAIN	
5	88	PIETRZAK Lucja	POL	POLAND	
6	68	BALEISYTE Olivija	LTU	LITHUANIA	
7	81	WILD Kirsten	NED	NETHERLANDS	
8	103	BACIKOVA Alzbeta	SVK	SLOVAKIA	
9	110	SEITZ Aline	SUI	SWITZERLAND	
10	63	FIDANZA Martina	ITA	ITALY	
11	1	EBERHARDT Verena	AUT	AUSTRIA	
12	22	SCHMIDT Trine	DEN	DENMARK	
13	113	BONDAR Viktoriya	UKR	UKRAINE	
14	23	BERTEAU Victoire	FRA	FRANCE	
15	94	MUDRAYA Evgenia	RUS	RUSSIA	
16	9	CROKET Gilke	BEL	BELGIUM	
17	82	STENBERG Anita	NOR	NORWAY	
18	18	MACHACOVA Jarmila	CZE	CZECH REPUBLIQUE	
19	47	BORISSZA Johanna	HUN	HUNGARY	
20	7	TSERAH Hanna	BLR	BELARUS	
21	30	BECKER Charlotte	GER	GERMANY	

Communiqué approved by the Secretary of the Commissaires Panel

Report printed: 16/10/2019 20:02

TCM v2 Page 1/1

INSTITUTIONAL PARTNERS



OFFICIAL SPONSORS



LOCAL ORGANISING COMMITTEE



OFFICIAL SUPPLIERS



16-20 October 2019

Communiqué n° 95

## Women's 200m Time Trial Sprint Qualification

Start List / Liste de départ

World Record: 10"154 KELSEY MITCHELL (CAN) 04.09.2019 COCHABAMBA (BOL)

Race distance: 200m

Heat	Bib	Name	Team
1	15	JABORNIKOVA Veronika	CZECH REPUBLIQUE
2	53	MCMULLAN Eimer	IRELAND
3	92	SIBIAK Nikola	POLAND
4	60	BISSOLATI Elena	ITALY
5	16	KANKOVSKA Sara	CZECH REPUBLIQUE
6	41	CAPEWELL Sophie	GREAT BRITAIN
7	106	CASAS ROIGE Helena	SPAIN
8	56	STEWART Robyn	IRELAND
9	10	DEGRENDELE Nicky	BELGIUM
10	72	BRASPENNINCX Shanne	NETHERLANDS
11	112	BASOVA Liubov	UKRAINE
12	67	VECE Miriam	ITALY
13	86	LOS Urszula	POLAND
14	79	VAN RIESEN Laurine	NETHERLANDS
15	105	CALVO BARBERO Tania	SPAIN
16	70	MAROZAITE Migle	LITHUANIA
17	45	MARCHANT Katy	GREAT BRITAIN
18	33	FRIEDRICH Lea sophie	GERMANY
19	69	KRUPECKAITE Simona	LITHUANIA
20	35	HINZE Emma	GERMANY
21	102	VOINOVA Anastasiia	RUSSIA
22	28	GROS Mathilde	FRANCE
23	117	STARIKOVA Olena	UKRAINE
24	101	SHMELEVA Daria	RUSSIA

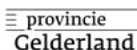
Qualification rule: Top 8 riders qualify for 1/8 finals. 9th to 24th places qualify for 1/16 finals.

Communiqué approved by the Secretary of the Commissaires Panel \_\_\_\_\_

Report printed: 16/10/2019 14:37

TCM v 2 Page 1/1

INSTITUTIONAL PARTNERS



LOCAL ORGANISING COMMITTEE



OFFICIAL SPONSORS



OFFICIAL SUPPLIERS





## Women's 200m Time Trial Sprint Qualification

Qualifying / Qualifications

Results / Résultats

World Record:10"154 KELSEY MITCHELL (CAN) 04.09.2019 COCHABAMBA (BOL)

Race distance: 200m

Rank	Bib	Name	Team	100m	Time	Speed
1	33	FRIEDRICH Lea sophie	GERMANY	5.288(1)	10.724 5.436(2)	67,139 km/h
2	35	HINZE Emma	GERMANY	5.327(2)	10.738 5.410(1)	67,051 km/h
3	102	VOINOVA Anastasiia	RUSSIA	5.337(3)	10.787 5.449(4)	66,747 km/h
4	117	STARIKOVA Olena	UKRAINE	5.344(4)	10.789 5.445(3)	66,734 km/h
5	28	GROS Mathilde	FRANCE	5.362(5)	10.838 5.475(5)	66,432 km/h
6	45	MARCHANT Katy	GREAT BRITAIN	5.374(7)	10.863 5.489(6)	66,280 km/h
7	72	BRASPENNINCX Shanne	NETHERLANDS	5.376(8)	10.912 5.535(7)	65,982 km/h
8	101	SHMELEVA Daria	RUSSIA	5.365(6)	10.914 5.548(8)	65,970 km/h
9	41	CAPEWELL Sophie	GREAT BRITAIN	5.424(9)	10.991 5.567(9)	65,508 km/h
10	86	LOS Urszula	POLAND	5.436(11)	11.010 5.573(10)	65,395 km/h
11	67	VEGE Miriam	ITALY	5.431(10)	11.015 5.584(11)	65,365 km/h
12	70	MAROZAITE Migle	LITHUANIA	5.437(12)	11.055 5.618(12)	65,128 km/h
13	79	VAN RIESSEN Laurine	NETHERLANDS	5.456(13)	11.125 5.669(15)	64,719 km/h
14	69	KRUPECKAITE Simona	LITHUANIA	5.507(14)	11.148 5.641(13)	64,585 km/h
15	92	SIBIAK Nikola	POLAND	5.535(15)	11.189 5.654(14)	64,348 km/h
16	10	DEGRENDELE Nicky	BELGIUM	5.558(17)	11.286 5.728(17)	63,795 km/h
17	105	CALVO BARBERO Tania	SPAIN	5.566(18)	11.289 5.723(16)	63,778 km/h
18	106	CASAS ROIGE Helena	SPAIN	5.556(16)	11.299 5.742(18)	63,722 km/h
19	16	KANKOVSKA Sara	CZECH REPUBLIQUE	5.583(19)	11.357 5.774(19)	63,397 km/h
20	112	BASOVA Liubov	UKRAINE	5.603(20)	11.414 5.811(21)	63,080 km/h
21	56	STEWART Robyn	IRELAND	5.605(21)	11.424 5.819(22)	63,025 km/h
22	60	BISSOLATI Elena	ITALY	5.661(22)	11.457 5.796(20)	62,843 km/h
23	15	JABORNIKOVA Veronika	CZECH REPUBLIQUE	5.727(23)	11.657 5.929(23)	61,765 km/h
24	53	MCMULLAN Eimer	IRELAND	5.763(24)	11.707 5.944(24)	61,501 km/h

Qualification rule: Top 8 riders qualify for 1/8 finals. 9th to 24th places qualify for 1/16 finals.

16-20 October 2019

Communiqué n° 96

## Women's 200m Time Trial Sprint Qualification

Qualifying / Qualifications

Results / Résultats

World Record: 10"154 KELSEY MITCHELL (CAN) 04.09.2019 COCHABAMBA (BOL)

Race distance: 200m

Rank	Bib	Name	Team	100m	Time	Speed
------	-----	------	------	------	------	-------

Communiqué approved by the Secretary of the Commissaires Panel \_\_\_\_\_

16-20 October 2019

Communiqué n° 97

## Women's Sprint Start List / Liste de départ

1/16 Finals Heat	Bib	Name	Team
1/16 Finals Heat 1	41	CAPEWELL Sophie	GREAT BRITAIN
	53	MCMULLAN Eimer	IRELAND
1/16 Finals Heat 2	86	LOS Urszula	POLAND
	15	JABORNIKOVA Veronika	CZECH REPUBLIQUE
1/16 Finals Heat 3	67	VECE Miriam	ITALY
	60	BISSOLATI Elena	ITALY
1/16 Finals Heat 4	70	MAROZAITE Migle	LITHUANIA
	56	STEWART Robyn	IRELAND
1/16 Finals Heat 5	79	VAN RIESSEN Laurine	NETHERLANDS
	112	BASOVA Liubov	UKRAINE
1/16 Finals Heat 6	69	KRUPECKAITE Simona	LITHUANIA
	16	KANKOVSKA Sara	CZECH REPUBLIQUE
1/16 Finals Heat 7	92	SIBIAK Nikola	POLAND
	106	CASAS ROIGE Helena	SPAIN
1/16 Finals Heat 8	10	DEGRENDELE Nicky	BELGIUM
	105	CALVO BARBERO Tania	SPAIN

Qualification rule: The Winners of each heat advance to the 1/8 Finals.

Communiqué approved by the Secretary of the Commissaires Panel

16-20 October 2019

Communiqué n° 98

## Women's Sprint Results / Résultats

Place	Bib	Name	Team		
<b>1/16 Finals Heat 1</b>					
1	41	CAPEWELL Sophie	GREAT BRITAIN	X	Time:11.790
2	53	MCMULLAN Eimer	IRELAND		Speed: 61,068km/h
<b>1/16 Finals Heat 2</b>					
1	86	LOS Urszula	POLAND	X	Time:11.558
2	15	JABORNIKOVA Veronika	CZECH REPUBLIQUE		Speed: 62,294km/h
<b>1/16 Finals Heat 3</b>					
1	67	VECE Miriam	ITALY	X	Time:11.700
2	60	BISSOLATI Elena	ITALY		Speed: 61,538km/h
<b>1/16 Finals Heat 4</b>					
1	70	MAROZAITE Migle	LITHUANIA	X	Time:11.875
2	56	STEWART Robyn	IRELAND		Speed: 60,631km/h
<b>1/16 Finals Heat 5</b>					
1	79	VAN RIESEN Laurine	NETHERLANDS	X	Time:11.799
2	112	BASOVA Liubov	UKRAINE		Speed: 61,022km/h
<b>1/16 Finals Heat 6</b>					
1	69	KRUPECKAITE Simona	LITHUANIA	X	Time:12.172
2	16	KANKOVSKA Sara	CZECH REPUBLIQUE		Speed: 59,152km/h
<b>1/16 Finals Heat 7</b>					
1	92	SIBIAK Nikola	POLAND	X	Time:12.007
2	106	CASAS ROIGE Helena	SPAIN		Speed: 59,965km/h
<b>1/16 Finals Heat 8</b>					
1	105	CALVO BARBERO Tania	SPAIN	X	Time:11.725
2	10	DEGRENDELE Nicky	BELGIUM		Speed: 61,407km/h

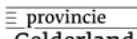
Qualification rule: The Winners of each heat advance to the 1/8 Finals.

Communiqué approved by the Secretary of the Commissaires Panel

Report printed: 17/10/2019 16:34

TCT v2.0 Page 1/1

INSTITUTIONAL PARTNERS



OFFICIAL SPONSORS



LOCAL ORGANISING COMMITTEE



OFFICIAL SUPPLIERS



16-20 October 2019

Communiqué n° 99

## Women's Sprint Start List / Liste de départ

1/8 Finals Heat	Bib	Name	Team
1/8 Finals Heat 1	33	FRIEDRICH Lea sophie	GERMANY
	105	CALVO BARBERO Tania	SPAIN
1/8 Finals Heat 2	35	HINZE Emma	GERMANY
	92	SIBIAK Nikola	POLAND
1/8 Finals Heat 3	102	VOINOVA Anastasiia	RUSSIA
	69	KRUPECKAITE Simona	LITHUANIA
1/8 Finals Heat 4	117	STARIKOVA Olena	UKRAINE
	79	VAN RIESEN Laurine	NETHERLANDS
1/8 Finals Heat 5	28	GROS Mathilde	FRANCE
	70	MAROZAITE Migle	LITHUANIA
1/8 Finals Heat 6	45	MARCHANT Katy	GREAT BRITAIN
	67	VECE Miriam	ITALY
1/8 Finals Heat 7	72	BRASPENNINCX Shanne	NETHERLANDS
	86	LOS Urszula	POLAND
1/8 Finals Heat 8	101	SHMELEVA Daria	RUSSIA
	41	CAPEWELL Sophie	GREAT BRITAIN

Qualification rule: The Winners of each heat advance to the 1/4 Finals.

Communiqué approved by the Secretary of the Commissaires Panel \_\_\_\_\_

16-20 October 2019

Communiqué n° 100

## Women's Sprint Results / Résultats

Place	Bib	Name	Team		
<b>1/8 Finals Heat 1</b>					
1	33	<b>FRIEDRICH Lea sophie</b>	<b>GERMANY</b>	X	Time:11.597
2	105	CALVO BARBERO Tania	SPAIN		Speed: 62,085km/h
<b>1/8 Finals Heat 2</b>					
1	35	<b>HINZE Emma</b>	<b>GERMANY</b>	X	Time:11.532
2	92	SIBIAK Nikola	POLAND		Speed: 62,434km/h
<b>1/8 Finals Heat 3</b>					
1	102	<b>VOINOVA Anastasiia</b>	<b>RUSSIA</b>	X	Time:11.328
2	69	KRUPECKAITE Simona	LITHUANIA		Speed: 63,559km/h
<b>1/8 Finals Heat 4</b>					
1	117	<b>STARIKOVA Olena</b>	<b>UKRAINE</b>	X	Time:11.175
2	79	VAN RIESSEN Laurine	NETHERLANDS		Speed: 64,429km/h
<b>1/8 Finals Heat 5</b>					
1	28	<b>GROS Mathilde</b>	<b>FRANCE</b>	X	Time:11.473
2	70	MAROZAITE Migle	LITHUANIA		Speed: 62,756km/h
<b>1/8 Finals Heat 6</b>					
1	45	<b>MARCHANT Katy</b>	<b>GREAT BRITAIN</b>	X	Time:11.581
2	67	VECE Miriam	ITALY		Speed: 62,17km/h
<b>1/8 Finals Heat 7</b>					
1	72	<b>BRASPENNINCX Shanne</b>	<b>NETHERLANDS</b>	X	Time:11.327
2	86	LOS Urszula	POLAND		Speed: 63,564km/h
<b>1/8 Finals Heat 8</b>					
1	101	<b>SHMELEVA Daria</b>	<b>RUSSIA</b>	X	Time:11.507
2	41	CAPEWELL Sophie	GREAT BRITAIN		Speed: 62,57km/h

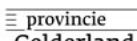
Qualification rule: The Winners of each heat advance to the 1/4 Finals.

Communiqué approved by the Secretary of the Commissaires Panel

Report printed: 17/10/2019 17:24

TCT v2.0 Page 1/1

INSTITUTIONAL PARTNERS



OFFICIAL SPONSORS



LOCAL ORGANISING COMMITTEE



OFFICIAL SUPPLIERS



16-20 October 2019

Communiqué n° 101

## Women's Sprint Start List / Liste de départ

1/4 Finals Heat 1	Bib	Name	Team
	33	FRIEDRICH Lea sophie	GERMANY
	101	SHMELEVA Daria	RUSSIA
1/4 Finals Heat 2	Bib	Name	Team
	35	HINZE Emma	GERMANY
	72	BRASPENNINCX Shanne	NETHERLANDS
1/4 Finals Heat 3	Bib	Name	Team
	102	VOINOVA Anastasiia	RUSSIA
	45	MARCHANT Katy	GREAT BRITAIN
1/4 Finals Heat 4	Bib	Name	Team
	117	STARIKOVA Olena	UKRAINE
	28	GROS Mathilde	FRANCE

Qualification rule: The Winners of each heat advance to the 1/2 Finals.

Communiqué approved by the Secretary of the Commissaires Panel

16-20 October 2019

Communiqué n° 102

## Women's Sprint Results / Résultats

Place	Bib	Name	Team	Race 1	Race 2	Decider
<b>1/4 Finals Heat 1</b>						
1	33	FRIEDRICH Lea sophie	GERMANY	X	X	
2	101	SHMELEVA Daria	RUSSIA			
				Time:11.261 63,937km/h	Time:11.276 63,852km/h	
<b>1/4 Finals Heat 2</b>						
1	35	HINZE Emma	GERMANY	X	X	
2	72	BRASPENNINCX Shanne	NETHERLANDS			
				Time:11.160 64,516km/h	Time:11.134 64,666km/h	
<b>1/4 Finals Heat 3</b>						
1	102	VOINOVA Anastasiia	RUSSIA	X	X	
2	45	MARCHANT Katy	GREAT BRITAIN			
				Time:11.096 64,888km/h	Time:11.274 63,863km/h	
<b>1/4 Finals Heat 4</b>						
1	117	STARIKOVA Olena	UKRAINE		X	X
2	28	GROS Mathilde	FRANCE	X		
				Time:11.229 64,119km/h	Time:11.527 62,462km/h	Time:11.254 64,119km/h

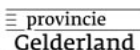
Qualification rule: The Winners of each heat advance to the 1/2 Finals.

Communiqué approved by the Secretary of the Commissaires Panel

Report printed: 17/10/2019 21:05

TCT v2.0 Page 1/1

INSTITUTIONAL PARTNERS



OFFICIAL SPONSORS



LOCAL ORGANISING COMMITTEE



OFFICIAL SUPPLIERS





16-20 October 2019

Communiqué n° 103

## Women's Sprint Start List / Liste de départ

Semifinals Heat 1	Bib	Name	Team
	33	FRIEDRICH Lea sophie	GERMANY
	117	STARIKOVA Olena	UKRAINE

Semifinals Heat 2	Bib	Name	Team
	35	HINZE Emma	GERMANY
	102	VOINOVA Anastasiia	RUSSIA

Qualification rule: The Winners of each heat advance to the Final for Gold, others advance to the Final for Bronze

Communiqué approved by the Secretary of the Commissaires Panel

16-20 October 2019

Communiqué n° 104

## Women's Sprint Results / Résultats

Place	Bib	Name	Team	Race 1	Race 2	Decider
<b>Semifinals Heat 1</b>						
1	117	<b>STARIKOVA Olena</b>	<b>UKRAINE</b>	<b>X</b>		<b>X</b>
2	33	FRIEDRICH Lea sophie	GERMANY		<b>X</b>	
				Time:00.000 0,008km/h	Time:00.000 0,008km/h	Time:00.000 0,008km/h
<b>Semifinals Heat 2</b>						
1	102	<b>VOINOVA Anastasiia</b>	<b>RUSSIA</b>	<b>X</b>		<b>X</b>
2	35	HINZE Emma	GERMANY		<b>X</b>	
				Time:00.000 0,008km/h	Time:00.000 0,008km/h	Time:00.000 0,008km/h

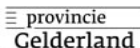
Qualification rule: The Winners of each heat advance to the Final for Gold, others advance to the Final for Bronze

Communiqué approved by the Secretary of the Commissaires Panel

Report printed: 18/10/2019 19:23

TCT v2.0 Page 1/1

INSTITUTIONAL PARTNERS



OFFICIAL SPONSORS



LOCAL ORGANISING COMMITTEE



OFFICIAL SUPPLIERS



16-20 October 2019

Communiqué n° 105

## Women's Sprint Start List / Liste de départ

Final for Bronze	Bib	Name	Team
	33	FRIEDRICH Lea sophie	GERMANY
	35	HINZE Emma	GERMANY

Final for Gold	Bib	Name	Team
	117	STARIKOVA Olena	UKRAINE
	102	VOINOVA Anastasiia	RUSSIA

Communiqué approved by the Secretary of the Commissaires Panel

16-20 October 2019

Communiqué n° 106

## Women's Sprint Results / Résultats

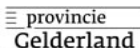
Place	Bib	Name	Team	Race 1	Race 2	Decider
<b>Final for Bronze</b>						
1	33	FRIEDRICH Lea sophie	GERMANY	X	X	
2	35	HINZE Emma	GERMANY			
				Time:11.308 63.671km/h	Time:11.235 64.085km/h	Time:00.000 63.671km/h
<b>Final for Gold</b>						
1	102	VOINOVA Anastasiia	RUSSIA	X	X	
2	117	STARIKOVA Olena	UKRAINE			
				Time:11.159 64.521km/h	Time:10.913 65.976km/h	Time:00.000 64.521km/h

Communiqué approved by the Secretary of the Commissaires Panel

Report printed: 19/10/2019 14:38

TCT v2.0 Page 1/1

INSTITUTIONAL PARTNERS



OFFICIAL SPONSORS



LOCAL ORGANISING COMMITTEE



OFFICIAL SUPPLIERS



16-20 October 2019

Communiqué n° 107

## Women's Sprint Final Classification / Classement Final

Rank	Bib	Rider	Team	UCI ID
1	102	VOINOVA, Anastasiia	RUSSIA	10007498484
2	117	STARIKOVA, Olena	UKRAINE	10009233370
3	33	FRIEDRICH, Lea sophie	GERMANY	10015171184
4	35	HINZE, Emma	GERMANY	10010652196
5	28	GROS, Mathilde	FRANCE	10015528367
6	45	MARCHANT, Katy	GREAT BRITAIN	10009195883
7	72	BRASPENNINCX, Shanne	NETHERLANDS	10007618524
8	101	SHMELEVA, Daria	RUSSIA	10007272455
9	41	CAPEWELL, Sophie	GREAT BRITAIN	10010171442
10	86	LOS, Urszula	POLAND	10007793326
11	67	VECE, Miriam	ITALY	10010714137
12	70	MAROZAITE, Migle	LITHUANIA	10010640880
13	79	VAN RIESSSEN, Laurine	NETHERLANDS	10010579448
14	69	KRUPECKAITE, Simona	LITHUANIA	10002501368
15	92	SIBIAK, Nikola	POLAND	10016111983
16	105	CALVO BARBERO, Tania	SPAIN	10006604771
17	10	DEGRENDELE, Nicky	BELGIUM	10009134956
18	106	CASAS ROIGE, Helena	SPAIN	10004616877
19	16	KANKOVSKA, Sara	CZECH REPUBLIQUE	10010167402
20	112	BASOVA, Liubov	UKRAINE	10004594447
21	56	STEWART, Robyn	IRELAND	10018638431
22	60	BISSOLATI, Elena	ITALY	10010713935
23	15	JABORNIKOVA, Veronika	CZECH REPUBLIQUE	10047201594
24	53	MCMULLAN, Eimer	IRELAND	10062860832

Communiqué approved by the Secretary of the Commissaires Panel

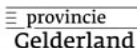
Report printed: 18/10/2019 20:47



www.veloresults.com

TCT v1.1 Page 1/1

INSTITUTIONAL PARTNERS



LOCAL ORGANISING COMMITTEE



OFFICIAL SPONSORS



OFFICIAL SUPPLIERS



**Women's Elimination  
Start List / Liste de départ**

Starting on the Railing			
No.	Rider	Nation	Team
93	MARTINS Maria	POR	PORTUGAL
91	PLOSAJ Nikol	POL	POLAND
22	SCHMIDT Trine	DEN	DENMARK
111	WALDIS Andrea	SUI	SWITZERLAND
118	FEDOTOVA Kseniia	UKR	UKRAINE
52	MCCURLEY Shannon	IRL	IRELAND
14	HOCHMANN Lucie	CZE	CZECH REPUBLIQUE
47	BORISSZA Johanna	HUN	HUNGARY
108	USABIAGA BALERDI Irene	ESP	SPAIN

Starting on the Blueband			
No.	Rider	Nation	Team
23	BERTEAU Victoire	FRA	FRANCE
104	MEDVEDOVA Tereza	SVK	SLOVAKIA
94	MUDRAYA Evgenia	RUS	RUSSIA
46	NELSON Emily	GBR	GREAT BRITAIN
9	CROKET Gilke	BEL	BELGIUM
2	PIVOVAROVA Polina	BLR	BELARUS
71	SUMSKYTE Viktorija	LTU	LITHUANIA
62	CONFALONIERI Maria Giulia	ITA	ITALY
81	WILD Kirsten	NED	NETHERLANDS

Communiqué approved by the Secretary of the Commissaires Panel

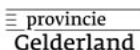
Report printed: 17/10/2019 15:10



[www.veloreults.com](http://www.veloreults.com)

TCM v 2 Page 1/1

INSTITUTIONAL PARTNERS



LOCAL ORGANISING COMMITTEE



OFFICIAL SPONSORS



OFFICIAL SUPPLIERS



**Women's Elimination  
Results / Résultats**

Elapsed time:

Average Speed:

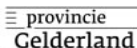
Rank	Bib	Name	Nation	Team	Laps Down
1	81	WILD Kirsten	NED	NETHERLANDS	
2	46	NELSON Emily	GBR	GREAT BRITAIN	
3	91	PLOSAJ Nikol	POL	POLAND	
4	62	CONFALONIERI Maria Giulia	ITA	ITALY	
5	23	BERTEAU Victoire	FRA	FRANCE	
6	118	FEDOTOVA Kseniia	UKR	UKRAINE	
7	93	MARTINS Maria	POR	PORTUGAL	
8	108	USABIAGA BALERDI Irene	ESP	SPAIN	
9	2	PIVOVAROVA Polina	BLR	BELARUS	
10	52	MCCURLEY Shannon	IRL	IRELAND	
11	94	MUDRAYA Evgenia	RUS	RUSSIA	
12	47	BORISSZA Johanna	HUN	HUNGARY	
13	22	SCHMIDT Trine	DEN	DENMARK	
14	104	MEDVEDOVA Tereza	SVK	SLOVAKIA	
15	71	SUMSKYTE Viktorija	LTU	LITHUANIA	
16	14	HOCHMANN Lucie	CZE	CZECH REPUBLIQUE	
17	111	WALDIS Andrea	SUI	SWITZERLAND	
18	9	CROKET Gilke	BEL	BELGIUM	

Communiqué approved by the Secretary of the Commissaires Panel

Report printed: 17/10/2019 20:43

TCM v2 Page 1/1

INSTITUTIONAL PARTNERS



OFFICIAL SPONSORS



LOCAL ORGANISING COMMITTEE



OFFICIAL SUPPLIERS



16-20 October 2019

Communiqué n° 110

**Women's Omnium I Scratch Race  
Start List / Liste de départ**

Race distance: 7,5 km (30 laps)

**Starting on the Railing**

No.	Rider	Nation	Team
81	WILD Kirsten	NED	NETHERLANDS
13	KOPECKY Lotte	BEL	BELGIUM
68	BALEISYTE Olivija	LTU	LITHUANIA
89	PIKULIK Daria	POL	POLAND
1	EBERHARDT Verena	AUT	AUSTRIA
103	BACIKOVA Alzbeta	SVK	SLOVAKIA
44	KENNY Laura	GBR	GREAT BRITAIN
119	KLIMCHENKO Tetyana	UKR	UKRAINE
25	COPPONI Clara	FRA	FRANCE
19	SEVCIKOVA Petra	CZE	CZECH REPUBLIQUE
6	SHARAKOVA Tatsiana	BLR	BELARUS

**Starting on the Blueband**

No.	Rider	Nation	Team
65	PATERNOSTER Letizia	ITA	ITALY
20	DIDERIKSEN Amalie	DEN	DENMARK
93	MARTINS Maria	POR	PORTUGAL
82	STENBERG Anita	NOR	NORWAY
107	USABIAGA BALERDI Ana	ESP	SPAIN
48	BOYLAN Lydia	IRL	IRELAND
110	SEITZ Aline	SUI	SWITZERLAND
38	STOCK Gudrun	GER	GERMANY
100	ROSTOVTSEVA Maria	RUS	RUSSIA
47	BORISSZA Johanna	HUN	HUNGARY

Communiqué approved by the Secretary of the Commissaires Panel

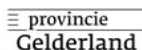
Report printed: 17/10/2019 13:47



[www.veloreults.com](http://www.veloreults.com)

TCM v 2 Page 1/1

INSTITUTIONAL PARTNERS



LOCAL ORGANISING COMMITTEE



OFFICIAL SPONSORS



OFFICIAL SUPPLIERS





16-20 October 2019

Communiqué n° 111

**Women's Omnium I Scratch Race  
Results / Résultats**

Race distance: 7,5 km (30 laps)

Elapsed time: 09:36

Average speed: Speed: 46,875 km/h

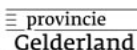
Rank	Bib	Name	Nation	Team	Laps Down
1	44	KENNY Laura	GBR	GREAT BRITAIN	
2	65	PATERNOSTER Letizia	ITA	ITALY	
3	25	COPPONI Clara	FRA	FRANCE	
4	81	WILD Kirsten	NED	NETHERLANDS	
5	20	DIDERIKSEN Amalie	DEN	DENMARK	
6	82	STENBERG Anita	NOR	NORWAY	
7	89	PIKULIK Daria	POL	POLAND	
8	93	MARTINS Maria	POR	PORTUGAL	
9	110	SEITZ Aline	SUI	SWITZERLAND	
10	38	STOCK Gudrun	GER	GERMANY	
11	13	KOPECKY Lotte	BEL	BELGIUM	
12	19	SEVCIKOVA Petra	CZE	CZECH REPUBLIQUE	
13	68	BALEISYTE Olivija	LTU	LITHUANIA	
14	48	BOYLAN Lydia	IRL	IRELAND	
15	1	EBERHARDT Verena	AUT	AUSTRIA	
16	6	SHARAKOVA Tatsiana	BLR	BELARUS	
17	119	KLIMCHENKO Tetyana	UKR	UKRAINE	
18	100	ROSTOVTSEVA Maria	RUS	RUSSIA	
19	47	BORISSZA Johanna	HUN	HUNGARY	
20	107	USABIAGA BALERDI Ana	ESP	SPAIN	
20	103	BACIKOVA Alzbeta	SVK	SLOVAKIA	

Communiqué approved by the Secretary of the Commissaires Panel

Report printed: 18/10/2019 14:57

TCM v2 Page 1/1

INSTITUTIONAL PARTNERS



OFFICIAL SPONSORS



LOCAL ORGANISING COMMITTEE



OFFICIAL SUPPLIERS



**Women's Omnium**  
**Results / Résultats**  
Standings after 1 Event

Rank	No.	Name	Team	Scr	Tempo	Elim	Subtotal Points	Points Race								Lap Points	Finish Order	Total	
								1	2	3	4	5	6	7	8				
1	44	KENNY Laura	GREAT BRITAIN	40 (1)			40										0		
2	65	PATERNOSTER Letizia	ITALY	38 (2)			38										0		
3	25	COPPONI Clara	FRANCE	36 (3)			36										0		
4	81	WILD Kirsten	NETHERLANDS	34 (4)			34										0		
5	20	DIDERIKSEN Amalie	DENMARK	32 (5)			32										0		
6	82	STENBERG Anita	NORWAY	30 (6)			30										0		
7	89	PIKULIK Daria	POLAND	28 (7)			28										0		
8	93	MARTINS Maria	PORTUGAL	26 (8)			26										0		
9	110	SEITZ Aline	SWITZERLAND	24 (9)			24										0		
10	38	STOCK Gudrun	GERMANY	22 (10)			22										0		
11	13	KOPECKY Lotte	BELGIUM	20 (11)			20										0		
12	19	SEVCIKOVA Petra	CZECH REPUBLIQUE	18 (12)			18										0		
13	68	BALEISYTE Olivija	LITHUANIA	16 (13)			16										0		
14	48	BOYLAN Lydia	IRELAND	14 (14)			14										0		
15	1	EBERHARDT Verena	AUSTRIA	12 (15)			12										0		
16	6	SHARAKOVA Tatsiana	BELARUS	10 (16)			10										0		
17	119	KLIMCHENKO Tetyana	UKRAINE	8 (17)			8										0		
18	100	ROSTOVTSEVA Maria	RUSSIA	6 (18)			6										0		
19	47	BORISSZA Johanna	HUNGARY	4 (19)			4										0		
20	107	USABIAGA BALERDI Ana	SPAIN	2 (20)			2										0		
20	103	BACIKOVA Alzbeta	SLOVAKIA	2(P)			2										0		

Communiqué approved by the Secretary of the Commissaires Panel

16-20 October 2019

Communiqué n° 113

**Women's Omnium II Tempo  
Start List / Liste de départ**

Race distance: 7,5km (30 laps)

**Starting on the Railing**

Bib	Rider	Team
44	KENNY Laura	GREAT BRITAIN
25	COPPONI Clara	FRANCE
20	DIDERIKSEN Amalie	DENMARK
89	PIKULIK Daria	POLAND
110	SEITZ Aline	SWITZERLAND
13	KOPECKY Lotte	BELGIUM
68	BALEISYTE Olivija	LITHUANIA
1	EBERHARDT Verena	AUSTRIA
119	KLIMCHENKO Tetyana	UKRAINE
47	BORISSZA Johanna	HUNGARY
103	BACIKOVA Alzbeta	SLOVAKIA

**Starting on the Blueband**

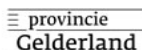
Bib	Rider	Team
65	PATERNOSTER Letizia	ITALY
81	WILD Kirsten	NETHERLANDS
82	STENBERG Anita	NORWAY
93	MARTINS Maria	PORTUGAL
38	STOCK Gudrun	GERMANY
19	SEVCIKOVA Petra	CZECH REPUBLIQUE
48	BOYLAN Lydia	IRELAND
6	SHARAKOVA Tatsiana	BELARUS
100	ROSTOVTSEVA Maria	RUSSIA
107	USABIAGA BALERDI Ana	SPAIN

Communiqué approved by the Secretary of the Commissaires Panel

Report printed: 18/10/2019 15:37

TCT v2 Page 1/1

INSTITUTIONAL PARTNERS



OFFICIAL SPONSORS



LOCAL ORGANISING COMMITTEE



OFFICIAL SUPPLIERS



**Women's Omnium II Tempo  
Results / Résultats**

Race distance: 7,5km (30 laps)

Rank	Bib	Name	Team	Sprints Won	Lap Points	Finish Order	Points
1	38	Gudrun STOCK	GERMANY	4, 5	20	14	<b>22</b>
2	6	Tatsiana SHARAKOVA	BELARUS	6	20	18	<b>21</b>
3	25	Clara COPPONI	FRANCE	15, 16, 17, 18, 19, 20, 21, 22	0	10	<b>8</b>
4	119	Tetyana KLIMCHENKO	UKRAINE	1, 3, 7, 8, 9, 10, 11	0	17	<b>7</b>
5	20	Amalie DIDERIKSEN	DENMARK	23, 24, 25, 26	0	1	<b>4</b>
6	89	Daria PIKULIK	POLAND	12, 13	0	16	<b>2</b>
7	81	Kirsten WILD	NETHERLANDS	14	0	15	<b>1</b>
8	68	Olivija BALEISYTE	LITHUANIA	2	0	21	<b>1</b>
9	1	Verena EBERHARDT	AUSTRIA		0	2	<b>0</b>
10	44	Laura KENNY	GREAT BRITAIN		0	3	<b>0</b>
11	65	Letizia PATERNOSTER	ITALY		0	4	<b>0</b>
12	13	Lotte KOPECKY	BELGIUM		0	5	<b>0</b>
13	110	Aline SEITZ	SWITZERLAND		0	6	<b>0</b>
14	93	Maria MARTINS	PORTUGAL		0	7	<b>0</b>
15	48	Lydia BOYLAN	IRELAND		0	8	<b>0</b>
16	82	Anita STENBERG	NORWAY		0	9	<b>0</b>
17	107	Ana USABIAGA BALERDI	SPAIN		0	13	<b>0</b>
18	103	Alzbeta BACIKOVA	SLOVAKIA		0	19	<b>0</b>
19	19	Petra SEVCIKOVA	CZECH REPUBLIQUE		0	20	<b>0</b>
20	47	Johanna BORISSZA	HUNGARY		-20	11	<b>-20</b>
21	100	Maria ROSTOVTSEVA	RUSSIA		-20	12	<b>-20</b>

Communiqué approved by the Secretary of the Commissaires Panel

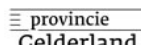
Report printed: 18/10/2019 16:43

www.veloresults.com

TCM v2

Page 1/1

INSTITUTIONAL PARTNERS



OFFICIAL SPONSORS



LOCAL ORGANISING COMMITTEE



OFFICIAL SUPPLIERS



**Women's Omnium**  
**Results / Résultats**  
Standings after 2 Event

Rank	No.	Name	Team	Scr	Tempo	Elim	Subtotal Points	Points Race								Lap Points	Finish Order	Total
								1	2	3	4	5	6	7	8			
1	25	COPPONI Clara	FRANCE	36 (3)	36 (3)		72									0		
2	20	DIDERIKSEN Amalie	DENMARK	32 (5)	32 (5)		64									0		
3	38	STOCK Gudrun	GERMANY	22 (10)	40 (1)		62									0		
4	81	WILD Kirsten	NETHERLANDS	34 (4)	28 (7)		62									0		
5	44	KENNY Laura	GREAT BRITAIN	40 (1)	22 (10)		62									0		
6	89	PIKULIK Daria	POLAND	28 (7)	30 (6)		58									0		
7	65	PATERNOSTER Letizia	ITALY	38 (2)	20 (11)		58									0		
8	6	SHARAKOVA Tatsiana	BELARUS	10 (16)	38 (2)		48									0		
9	119	KLIMCHENKO Tetyana	UKRAINE	8 (17)	34 (4)		42									0		
10	68	BALEISYTE Olivija	LITHUANIA	16 (13)	26 (8)		42									0		
11	110	SEITZ Aline	SWITZERLAND	24 (9)	16 (13)		40									0		
12	93	MARTINS Maria	PORTUGAL	26 (8)	14 (14)		40									0		
13	82	STENBERG Anita	NORWAY	30 (6)	10 (16)		40									0		
14	13	KOPECKY Lotte	BELGIUM	20 (11)	18 (12)		38									0		
15	1	EBERHARDT Verena	AUSTRIA	12 (15)	24 (9)		36									0		
16	48	BOYLAN Lydia	IRELAND	14 (14)	12 (15)		26									0		
17	19	SEVCIKOVA Petra	CZECH REPUBLIQUE	18 (12)	4 (19)		22									0		
18	107	USABIAGA BALERDI Ana	SPAIN	2 (20)	8 (17)		10									0		
19	103	BACIKOVA Alzbeta	SLOVAKIA	2(P)	6 (18)		8									0		
20	100	ROSTOVTSEVA Maria	RUSSIA	6 (18)	1 (21)		7									0		
21	47	BORISSZA Johanna	HUNGARY	4 (19)	2 (20)		6									0		

Communiqué approved by the Secretary of the Commissaires Panel

**Women's Omnium III Elimination  
Start List / Liste de départ**

Starting on the Railing			
No.	Rider	Nation	Team
25	COPPONI Clara	FRA	FRANCE
38	STOCK Gudrun	GER	GERMANY
44	KENNY Laura	GBR	GREAT BRITAIN
65	PATERNOSTER Letizia	ITA	ITALY
119	KLIMCHENKO Tetyana	UKR	UKRAINE
110	SEITZ Aline	SUI	SWITZERLAND
82	STENBERG Anita	NOR	NORWAY
1	EBERHARDT Verena	AUT	AUSTRIA
19	SEVCIKOVA Petra	CZE	CZECH REPUBLIQUE
103	BACIKOVA Alzbeta	SVK	SLOVAKIA
47	BORISSZA Johanna	HUN	HUNGARY

Starting on the Blueband			
No.	Rider	Nation	Team
20	DIDERIKSEN Amalie	DEN	DENMARK
81	WILD Kirsten	NED	NETHERLANDS
89	PIKULIK Daria	POL	POLAND
6	SHARAKOVA Tatsiana	BLR	BELARUS
68	BALEISYTE Olivija	LTU	LITHUANIA
93	MARTINS Maria	POR	PORTUGAL
13	KOPECKY Lotte	BEL	BELGIUM
48	BOYLAN Lydia	IRL	IRELAND
107	USABIAGA BALERDI Ana	ESP	SPAIN
100	ROSTOVTSOVA Maria	RUS	RUSSIA

Communiqué approved by the Secretary of the Commissaires Panel

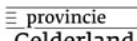
Report printed: 18/10/2019 16:46



[www.veloreults.com](http://www.veloreults.com)

TCM v 2 Page 1/1

INSTITUTIONAL PARTNERS



LOCAL ORGANISING COMMITTEE



OFFICIAL SPONSORS



OFFICIAL SUPPLIERS



16-20 October 2019

Communiqué n° 117

**Women's Omnium III Elimination  
Results / Résultats**

Elapsed time:

Average Speed:

Rank	Bib	Name	Nation	Team	Laps Down
1	81	WILD Kirsten	NED	NETHERLANDS	
2	65	PATERNOSTER Letizia	ITA	ITALY	
3	44	KENNY Laura	GBR	GREAT BRITAIN	
4	89	PIKULIK Daria	POL	POLAND	
5	93	MARTINS Maria	POR	PORTUGAL	
6	20	DIDERIKSEN Amalie	DEN	DENMARK	
7	6	SHARAKOVA Tatsiana	BLR	BELARUS	
8	38	STOCK Gudrun	GER	GERMANY	
9	13	KOPECKY Lotte	BEL	BELGIUM	
10	103	BACIKOVA Alzbeta	SVK	SLOVAKIA	
11	25	COPPONI Clara	FRA	FRANCE	
12	110	SEITZ Aline	SUI	SWITZERLAND	
13	119	KLIMCHENKO Tetyana	UKR	UKRAINE	
14	1	EBERHARDT Verena	AUT	AUSTRIA	
15	48	BOYLAN Lydia	IRL	IRELAND	
16	19	SEVCIKOVA Petra	CZE	CZECH REPUBLIQUE	
17	68	BALEISYTE Olivija	LTU	LITHUANIA	
18	47	BORISSZA Johanna	HUN	HUNGARY	
19	82	STENBERG Anita	NOR	NORWAY	
20	107	USABIAGA BALERDI Ana	ESP	SPAIN	
	100	ROSTOVTSEVA Maria	RUS	RUSSIA	DSQ

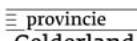
Disqualification for rider #100 ROSTOVTSEVA Maria RUS (UCI ID 10014629604) for failing to obey commissaires instructions

Communiqué approved by the Secretary of the Commissaires Panel

Report printed: 18/10/2019 18:52

TCM v2 Page 1/1

INSTITUTIONAL PARTNERS



LOCAL ORGANISING COMMITTEE



OFFICIAL SPONSORS



OFFICIAL SUPPLIERS



**Women's Omnium**  
**Results / Résultats**  
Standings after 3 Events

Rank	No.	Name	Team	Scr	Tempo	Elim	Subtotal Points	Points Race								Lap Points	Finish Order	Total	
								1	2	3	4	5	6	7	8				
1	81	WILD Kirsten	NETHERLANDS	34 (4)	28 (7)	40 (1)	102										0		
2	44	KENNY Laura	GREAT BRITAIN	40 (1)	22 (10)	36 (3)	98										0		
3	65	PATERNOSTER Letizia	ITALY	38 (2)	20 (11)	38 (2)	96										0		
4	20	DIDERIKSEN Amalie	DENMARK	32 (5)	32 (5)	30 (6)	94										0		
5	89	PIKULIK Daria	POLAND	28 (7)	30 (6)	34 (4)	92										0		
6	25	COPPONI Clara	FRANCE	36 (3)	36 (3)	20 (11)	92										0		
7	38	STOCK Gudrun	GERMANY	22 (10)	40 (1)	26 (8)	88										0		
8	6	SHARAKOVA Tatsiana	BELARUS	10 (16)	38 (2)	28 (7)	76										0		
9	93	MARTINS Maria	PORTUGAL	26 (8)	14 (14)	32 (5)	72										0		
10	13	KOPECKY Lotte	BELGIUM	20 (11)	18 (12)	24 (9)	62										0		
11	110	SEITZ Aline	SWITZERLAND	24 (9)	16 (13)	18 (12)	58										0		
12	119	KLIMCHENKO Tetyana	UKRAINE	8 (17)	34 (4)	16 (13)	58										0		
13	1	EBERHARDT Verena	AUSTRIA	12 (15)	24 (9)	14 (14)	50										0		
14	68	BALEISYTE Olivija	LITHUANIA	16 (13)	26 (8)	8 (17)	50										0		
15	82	STENBERG Anita	NORWAY	30 (6)	10 (16)	4 (19)	44										0		
16	48	BOYLAN Lydia	IRELAND	14 (14)	12 (15)	12 (15)	38										0		
17	19	SEVCIKOVA Petra	CZECH REPUBLIQUE	18 (12)	4 (19)	10 (16)	32										0		
18	103	BACIKOVA Alzbeta	SLOVAKIA	2(P)	6 (18)	22 (10)	30										0		
19	47	BORISSZA Johanna	HUNGARY	4 (19)	2 (20)	6 (18)	12										0		
20	107	USABIAGA BALERDI Ana	SPAIN	2 (20)	8 (17)	2 (20)	12										0		
22	100	ROSTOVTSSEVA Maria	RUSSIA	6 (18)	1 (21)	DSQ											0		

Communiqué approved by the Secretary of the Commissaires Panel



16-20 October 2019

Communiqué n° 119

**Women's Omnium IV Points Race**  
**Start List / Liste de départ**

Race distance: 20 km (80 laps, 8 sprints every 10 laps)

**Starting on the Railing**

Bib	Rider	Team	Omnium Pts
81	WILD Kirsten	NETHERLANDS	102
65	PATERNOSTER Letizia	ITALY	96
89	PIKULIK Daria	POLAND	92
38	STOCK Gudrun	GERMANY	88
93	MARTINS Maria	PORTUGAL	72
110	SEITZ Aline	SWITZERLAND	58
1	EBERHARDT Verena	AUSTRIA	50
82	STENBERG Anita	NORWAY	44
19	SEVCIKOVA Petra	CZECH REPUBLIQUE	32
47	BORISSZA Johanna	HUNGARY	12

**Starting on the Blueband**

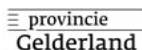
Bib	Rider	Team	Omnium Pts
44	KENNY Laura	GREAT BRITAIN	98
20	DIDERIKSEN Amalie	DENMARK	94
25	COPPONI Clara	FRANCE	92
6	SHARAKOVA Tatsiana	BELARUS	76
13	KOPECKY Lotte	BELGIUM	62
119	KLIMCHENKO Tetyana	UKRAINE	58
68	BALEISYTE Olivija	LITHUANIA	50
48	BOYLAN Lydia	IRELAND	38
103	BACIKOVA Alzbeta	SLOVAKIA	30
107	USABIAGA BALERDI Ana	SPAIN	12

Communiqué approved by the Secretary of the Commissaires Panel

Report printed: 18/10/2019 18:53

TCT v2 Page 1/1

INSTITUTIONAL PARTNERS



OFFICIAL SPONSORS



LOCAL ORGANISING COMMITTEE



OFFICIAL SUPPLIERS



**Women's Omnium**  
**Results / Résultats**  
Final Classification

Rank	No.	Name	Team	Scr	Tempo	Elim	Subtotal Points	Points Race								Lap Points	Finish Order	Total
								1	2	3	4	5	6	7	8			
1	81	WILD Kirsten	NETHERLANDS	34 (4)	28 (7)	40 (1)	102	1		5	3			3	2	0	4	116
2	44	KENNY Laura	GREAT BRITAIN	40 (1)	22 (10)	36 (3)	98	5	3		1		3	4	0	3	114	
3	6	SHARAKOVA Tatsiana	BELARUS	10 (16)	38 (2)	28 (7)	76		5			1		10	20	1	112	
4	89	PIKULIK Daria	POLAND	28 (7)	30 (6)	34 (4)	92			2	5		5	2	0	8	106	
5	65	PATERNOSTER Letizia	ITALY	38 (2)	20 (11)	38 (2)	96	3	2				2	1	0	17	104	
6	20	DIDERIKSEN Amalie	DENMARK	32 (5)	32 (5)	30 (6)	94			1				5	0	20	100	
7	25	COPPONI Clara	FRANCE	36 (3)	36 (3)	20 (11)	92			3	2				0	6	97	
8	93	MARTINS Maria	PORTUGAL	26 (8)	14 (14)	32 (5)	72					3			20	11	95	
9	38	STOCK Gudrun	GERMANY	22 (10)	40 (1)	26 (8)	88		1						0	12	89	
10	13	KOPECKY Lotte	BELGIUM	20 (11)	18 (12)	24 (9)	62					5			20	13	87	
11	110	SEITZ Aline	SWITZERLAND	24 (9)	16 (13)	18 (12)	58					2	1		20	5	81	
12	119	KLIMCHENKO Tetyana	UKRAINE	8 (17)	34 (4)	16 (13)	58							6	0	2	64	
13	1	EBERHARDT Verena	AUSTRIA	12 (15)	24 (9)	14 (14)	50								0	7	50	
14	68	BALEISYTE Olivija	LITHUANIA	16 (13)	26 (8)	8 (17)	50								0	16	50	
15	82	STENBERG Anita	NORWAY	30 (6)	10 (16)	4 (19)	44	2							0	10	46	
16	48	BOYLAN Lydia	IRELAND	14 (14)	12 (15)	12 (15)	38								0	14	38	
17	103	BACIKOVA Alzbeta	SLOVAKIA	2 (-1)	6 (18)	22 (10)	30								0	18	30	
18	107	USABIAGA BALERDI Ana	SPAIN	2 (20)	8 (17)	2 (20)	12								0	9	12	
19	47	BORISSZA Johanna	HUNGARY	4 (19)	2 (20)	6 (18)	12								0	19	12	
20	19	SEVCIKOVA Petra	CZECH REPUBLIQUE	18 (12)	4 (19)	10 (16)	32								-60	15	-28	
	100	ROSTOVTSEVA Maria	RUSSIA	6 (18)	1 (21)	DSQ									0	0	DSQ	

Communiqué approved by the Secretary of the Commissaires Panel

## Women's Individual Pursuit

Qualifying / Qualifications

Start List / Liste de départ

World Record: 3'20"060 CHLOE DYGERT (USA) 03.03.2018 APELDOORN (NED)

Race distance: 3000m (12 laps)

Heat	Bib	Name	Team
1	40	BARKER Elinor	GREAT BRITAIN
	49	GILLESPIE Lara	IRELAND
2	109	METTRAUX Lena	SWITZERLAND
	116	SOLOVEI Ganna	UKRAINE
3	111	WALDIS Andrea	SWITZERLAND
	54	MURPHY Kelly	IRELAND
4	66	VALSECCHI Silvia	ITALY
	115	NAHIRNA Anna	UKRAINE
5	104	MEDVEDOVA Tereza	SLOVAKIA
	95	DRONOVA Tamara	RUSSIA
6	39	ARCHIBALD Katie	GREAT BRITAIN
	58	ALZINI Martina	ITALY
7	31	BRAUSSE Franziska	GERMANY
	4	SAVENKA Ina	BELARUS
8	32	BRENNAUER Lisa	GERMANY
	26	DEMAY Coralie	FRANCE

Qualification rule: Fastest 2 riders race for Gold, and 3rd and 4th riders race for Bronze.

Communiqué approved by the Secretary of the Commissaires Panel \_\_\_\_\_

16-20 October 2019

Communiqué n° 122

## Women's Individual Pursuit

Qualifying / Qualifications

Results / Résultats

World Record: 3'20"060 CHLOE DYGERT (USA) 03.03.2018 APELDOORN (NED)

Race distance: 3000m (12 laps)

Rank	Bib	Name	Team	1000m	2000m	Time	Speed
1	32	BRENNAUER Lisa	GERMANY	1:10.663(1)	2:16.064(1) 1:05.401(1)	3:23.401 1:07.336(2)	53,097 km/h
2	31	BRAUSSE Franziska	GERMANY	1:12.876(3)	2:19.576(2) 1:06.699(2)	3:26.159 1:06.582(1)	52,386 km/h
3	39	ARCHIBALD Katie	GREAT BRITAIN	1:13.112(4)	2:19.999(3) 1:06.887(3)	3:27.807 1:07.807(3)	51,971 km/h
4	54	MURPHY Kelly	IRELAND	1:14.047(8)	2:21.714(5) 1:07.666(4)	3:30.687 1:08.972(4)	51,260 km/h
5	66	VALSECCHI Silvia	ITALY	1:13.727(7)	2:22.826(6) 1:09.099(6)	3:31.990 1:09.163(5)	50,945 km/h
6	95	DRONOVA Tamara	RUSSIA	1:14.585(9)	2:22.914(7) 1:08.329(5)	3:32.934 1:10.019(7)	50,719 km/h
7	40	BARKER Elinor	GREAT BRITAIN	1:11.360(2)	2:20.972(4) 1:09.612(8)	3:33.443 1:12.471(9)	50,598 km/h
8	26	DEMAY Coralie	FRANCE	1:13.281(5)	2:23.175(8) 1:09.894(9)	3:33.463 1:10.287(8)	50,594 km/h
9	58	ALZINI Martina	ITALY	1:15.846(13)	2:25.034(10) 1:09.188(7)	3:34.562 1:09.527(6)	50,335 km/h
10	49	GILLESPIE Lara	IRELAND	1:13.716(6)	2:24.847(9) 1:11.131(11)	3:38.277 1:13.430(12)	49,478 km/h
11	4	SAVENKA Ina	BELARUS	1:14.629(10)	2:25.203(11) 1:10.574(10)	3:39.382 1:14.179(14)	49,229 km/h
12	116	SOLOVEI Ganna	UKRAINE	1:15.251(12)	2:27.236(13) 1:11.985(14)	3:40.395 1:13.159(11)	49,002 km/h
13	115	NAHIRNA Anna	UKRAINE	1:15.170(11)	2:26.916(12) 1:11.746(13)	3:40.628 1:13.711(13)	48,951 km/h
14	111	WALDIS Andrea	SWITZERLAND	1:17.129(16)	2:28.795(14) 1:11.665(12)	3:41.473 1:12.677(10)	48,764 km/h
15	109	METTRAUX Lena	SWITZERLAND	1:17.013(15)	2:30.973(16) 1:13.959(15)	3:45.330 1:14.356(15)	47,929 km/h
16	104	MEDVEDOVA Tereza	SLOVAKIA	1:16.459(14)	2:30.622(15) 1:14.162(16)	3:45.964 1:15.342(16)	47,795 km/h

Notes: Qualification rule: Fastest 2 riders race for Gold, and 3rd and 4th riders race for Bronze.

Communiqué approved by the Secretary of the Commissaires Panel

16-20 October 2019

Communiqué n° 123

## Women's Individual Pursuit

### Finals/ Finales

#### Start List / Liste de départ

World Record: 3'20"060 CHLOE DYGERT (USA) 03.03.2018 APELDOORN (NED)

Race distance: 3000m (12 laps)

---

For Bronze medal	Number	Name	Team
	39	ARCHIBALD Katie	GREAT BRITAIN
	54	MURPHY Kelly	IRELAND

---

For Gold medal	Number	Name	Team
	32	BRENNAUER Lisa	GERMANY
	31	BRAUSSE Franziska	GERMANY

Communiqué approved by the Secretary of the Commissaires Panel \_\_\_\_\_

16-20 October 2019

Communiqué n° 124

## Women's Individual Pursuit

### Results and Final Classification / Résultats et classement final

World Record: 3'20"060 CHLOE DYGERT (USA) 03.03.2018 APELDOORN (NED)

Race distance: 3000m (12 laps)

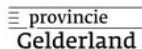
Medal	Rank	Name	Team	1000m	2000m	Time	Speed
<b>Gold</b>	<b>1</b>	31 BRAUSSE Franziska	GERMANY	1:11.857 (1)	2:18.157 (1) 1:06.300 (1)	3:25.002 (2)	52,682
<b>Silver</b>	<b>2</b>	32 BRENNAUER Lisa	GERMANY	1:12.475 (2)	2:18.903 (2) 1:06.427 (2)	3:26.190 (1)	52,378
<b>Bronze</b>	<b>3</b>	39 ARCHIBALD Katie	GREAT BRITAIN	1:13.685 (1)	2:22.328 (2) 1:08.643 (2)	3:31.602 1:09.273 (1)	51,039
	<b>4</b>	54 MURPHY Kelly	IRELAND	1:13.733 (2)	2:22.040 (1) 1:08.307 (1)	3:32.925 1:10.885 (2)	
	<b>5</b>	66 VALSECCHI Silvia	ITALY				
	<b>6</b>	95 DRONOVA Tamara	RUSSIA				
	<b>7</b>	40 BARKER Elinor	GREAT BRITAIN				
	<b>8</b>	26 DEMAY Coralie	FRANCE				
	<b>9</b>	58 ALZINI Martina	ITALY				
	<b>10</b>	49 GILLESPIE Lara	IRELAND				
	<b>11</b>	4 SAVENKA Ina	BELARUS				
	<b>12</b>	116 SOLOVEI Ganna	UKRAINE				
	<b>13</b>	115 NAHIRNA Anna	UKRAINE				
	<b>14</b>	111 WALDIS Andrea	SWITZERLAND				
	<b>15</b>	109 METTRAUX Lena	SWITZERLAND				
	<b>16</b>	104 MEDVEDOVA Tereza	SLOVAKIA				

Communiqué approved by the Secretary of the Commissaires Panel

Report printed: 18/10/2019 19:39

TCT v2 Page 1/1

INSTITUTIONAL PARTNERS



OFFICIAL SPONSORS



LOCAL ORGANISING COMMITTEE



OFFICIAL SUPPLIERS



16-20 October 2019

Communiqué n° 125B

**Women's Keirin Round 1  
Start List / Liste de départ**

Race distance: 6 laps

**Heat 1**

No.	Rider	Nation	Team
101	SHMELEVA Daria	RUS	RUSSIA
72	BRASPENINCX Shanne	NED	NETHERLANDS
105	CALVO BARBERO Tania	ESP	SPAIN
70	MAROZAITE Migle	LTU	LITHUANIA
15	JABORNIKOVA Veronika	CZE	CZECH REPUBLIQUE

**Heat 2**

No.	Rider	Nation	Team
28	GROS Mathilde	FRA	FRANCE
86	LOS Urszula	POL	POLAND
112	BASOVA Liubov	UKR	UKRAINE
41	CAPEWELL Sophie	GBR	GREAT BRITAIN
33	FRIEDRICH Lea sophie	GER	GERMANY
53	MCMULLAN Eimer	IRL	IRELAND

**Heat 3**

No.	Rider	Nation	Team
10	DEGRENDELE Nicky	BEL	BELGIUM
45	MARCHANT Katy	GBR	GREAT BRITAIN
106	CASAS ROIGE Helena	ESP	SPAIN
16	KANKOVSKA Sara	CZE	CZECH REPUBLIQUE
60	BISSOLATI Elena	ITA	ITALY

**Heat 4**

Bib	Rider	Nation	Team
79	VAN RIESSEN Laurine	NED	NETHERLANDS
69	KRUPECKAITE Simona	LTU	LITHUANIA
102	VOINOVA Anastasiia	RUS	RUSSIA
56	STEWART Robyn	IRL	IRELAND
67	VECE Miriam	ITA	ITALY
85	KARWACKA Marlena	POL	POLAND

Qualification rule: The first 2 riders in each heat qualify to the Semifinals, all other riders advance to Repechages.

Communiqué approved by the Secretary of the Commissaires Panel

16-20 October 2019

Communiqué n° 126

**Women's Keirin Round 1  
Results / Résultats**

Race distance: 6 laps

Rank	No.	Rider	Nation	Team
<b>Heat 1</b>				
				Time: 11.235 Speed: 64.085km/h
1	72	BRASPENNINCX Shanne	NED	NETHERLANDS
2	101	SHMELEVA Daria	RUS	RUSSIA
3	70	MAROZAITE Migle	LTU	LITHUANIA
4	105	CALVO BARBERO Tania	ESP	SPAIN
5	15	JABORNIKOVA Veronika	CZE	CZECH REPUBLIQUE
<b>Heat 2</b>				
				Time: 11.153 Speed: 64.556km/h
1	33	FRIEDRICH Lea sophie	GER	GERMANY
2	28	GROS Mathilde	FRA	FRANCE
3	112	BASOVA Liubov	UKR	UKRAINE
4	86	LOS Urszula	POL	POLAND
5	41	CAPEWELL Sophie	GBR	GREAT BRITAIN
6	53	MCMULLAN Eimer	IRL	IRELAND
<b>Heat 3</b>				
				Time: 11.109 Speed: 64.812km/h
1	10	DEGRENDELE Nicky	BEL	BELGIUM
2	16	KANKOVSKA Sara	CZE	CZECH REPUBLIQUE
3	45	MARCHANT Katy	GBR	GREAT BRITAIN
4	60	BISSOLATI Elena	ITA	ITALY
5	106	CASAS ROIGE Helena	ESP	SPAIN
<b>Heat 4</b>				
				Time: 11.004 Speed: 65.43km/h
1	102	VOINOVA Anastasiia	RUS	RUSSIA
3	56	STEWART Robyn	IRL	IRELAND
4	85	KARWACKA Marlena	POL	POLAND
5	67	VECE Miriam	ITA	ITALY
6	69	KRUPECKAITE Simona	LTU	LITHUANIA
REL	79	VAN RIESEN Laurine	NED	NETHERLANDS

Qualification rule: The first 2 riders in each heat qualify to the Semifinals, all other riders advance to Repechages.  
Relegation for rider #79 VAN RIESEN Laurine NED (UCI ID 10010579448) for not holding her line during the final sprint in heat 4

Communiqué approved by the Secretary of the Commissaires Panel



16-20 October 2019

Communiqué n° 127

**Women's Keirin Repechages  
Start List / Liste de départ**

Race distance: 6 laps

**Heat 1**

No.	Rider	Nation	Team
70	MAROZAITE Migle	LTU	LITHUANIA
67	VECE Miriam	ITA	ITALY
106	CASAS ROIGE Helena	ESP	SPAIN

**Heat 2**

No.	Rider	Nation	Team
112	BASOVA Liubov	UKR	UKRAINE
60	BISSOLATI Elena	ITA	ITALY
41	CAPEWELL Sophie	GBR	GREAT BRITAIN

**Heat 3**

No.	Rider	Nation	Team
45	MARCHANT Katy	GBR	GREAT BRITAIN
86	LOS Urszula	POL	POLAND
15	JABORNIKOVA Veronika	CZE	CZECH REPUBLIQUE
79	VAN RIESEN Laurine	NED	NETHERLANDS

**Heat 4**

Bib	Rider	Nation	Team
85	KARWACKA Marlena	POL	POLAND
105	CALVO BARBERO Tania	ESP	SPAIN
69	KRUPECKAITE Simona	LTU	LITHUANIA
53	MCMULLAN Eimer	IRL	IRELAND

Qualification rule: The winner of each heat advance to Semifinals

Communiqué approved by the Secretary of the Commissaires Panel

16-20 October 2019

Communiqué n° 128

**Women's Keirin Repechages  
Results / Résultats**

Race distance: 6 laps

Rank	No.	Rider	Nation	Team
<b>Heat 1</b>				
Time: 11.698 Speed: 61.548km/h				
1	70	MAROZAITE Migle	LTU	LITHUANIA
2	67	VECE Miriam	ITA	ITALY
3	106	CASAS ROIGE Helena	ESP	SPAIN
<b>Heat 2</b>				
Time: 11.564 Speed: 62.262km/h				
1	41	CAPEWELL Sophie	GBR	GREAT BRITAIN
2	112	BASOVA Liubov	UKR	UKRAINE
3	60	BISSOLATI Elena	ITA	ITALY
<b>Heat 3</b>				
Time: 11.478 Speed: 62.728km/h				
1	45	MARCHANT Katy	GBR	GREAT BRITAIN
2	79	VAN RIESSEN Laurine	NED	NETHERLANDS
3	15	JABORNIKOVA Veronika	CZE	CZECH REPUBLIQUE
4	86	LOS Urszula	POL	POLAND
<b>Heat 4</b>				
Time: 11.852 Speed: 60.749km/h				
1	69	KRUPECKAITE Simona	LTU	LITHUANIA
2	105	CALVO BARBERO Tania	ESP	SPAIN
3	85	KARWACKA Marlena	POL	POLAND
4	53	MCMULLAN Eimer	IRL	IRELAND

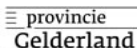
Qualification rule: The winner of each heat advance to Semifinals

Communiqué approved by the Secretary of the Commissaires Panel

Report printed: 19/10/2019 17:05

TCM v 2 Page 1/1

INSTITUTIONAL PARTNERS



OFFICIAL SPONSORS



LOCAL ORGANISING COMMITTEE



OFFICIAL SUPPLIERS



**Women's Keirin Semifinals  
Start List / Liste de départ**

Race distance: 6 laps

**Heat 1**

No.	Rider	Nation	Team
72	BRASPENINCX Shanne	NED	NETHERLANDS
102	VOINOVA Anastasiia	RUS	RUSSIA
28	GROS Mathilde	FRA	FRANCE
16	KANKOVSKA Sara	CZE	CZECH REPUBLIQUE
70	MAROZAITE Migele	LTU	LITHUANIA
69	KRUPECKAITE Simona	LTU	LITHUANIA

**Heat 2**

No.	Rider	Nation	Team
33	FRIEDRICH Lea sophie	GER	GERMANY
10	DEGRENDELE Nicky	BEL	BELGIUM
101	SHMELEVA Daria	RUS	RUSSIA
56	STEWART Robyn	IRL	IRELAND
41	CAPEWELL Sophie	GBR	GREAT BRITAIN
45	MARCHANT Katy	GBR	GREAT BRITAIN

Qualification rule: Top 3 riders advance to the Final for 1-6 others to Final for 7-12

Communiqué approved by the Secretary of the Commissaires Panel

16-20 October 2019

Communiqué n° 130

**Women's Keirin Semifinals**  
**Results / Résultats**

Race distance: 6 laps

Rank	No.	Rider	Nation	Team
<b>Heat 1</b>				
				Time: 11.186 Speed: 64.366km/h
1	102	VOINOVA Anastasiia	RUS	RUSSIA
2	28	GROS Mathilde	FRA	FRANCE
3	72	BRASPENNINCX Shanne	NED	NETHERLANDS
4	16	KANKOVSKA Sara	CZE	CZECH REPUBLIQUE
5	70	MAROZAITE Migle	LTU	LITHUANIA
6	69	KRUPECKAITE Simona	LTU	LITHUANIA
<b>Heat 2</b>				
				Time: 11.401 Speed: 63.152km/h
1	10	DEGRENDELE Nicky	BEL	BELGIUM
2	101	SHMELEVA Daria	RUS	RUSSIA
3	33	FRIEDRICH Lea sophie	GER	GERMANY
4	56	STEWART Robyn	IRL	IRELAND
5	41	CAPEWELL Sophie	GBR	GREAT BRITAIN
6	45	MARCHANT Katy	GBR	GREAT BRITAIN

Qualification rule: Top 3 riders advance to the Final for 1-6 others to Final for 7-12

Communiqué approved by the Secretary of the Commissaires Panel

**Women's Keirin Finals  
Start List / Liste de départ**

Race distance: 6 laps

**Final 7-12**

No.	Rider	Nation	Team
16	KANKOVSKA Sara	CZE	CZECH REPUBLIQUE
70	MAROZAITE Migle	LTU	LITHUANIA
69	KRUPECKAITE Simona	LTU	LITHUANIA
56	STEWART Robyn	IRL	IRELAND
41	CAPEWELL Sophie	GBR	GREAT BRITAIN
45	MARCHANT Katy	GBR	GREAT BRITAIN

**Final 1-6**

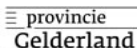
No.	Rider	Nation	Team
102	VOINOVA Anastasia	RUS	RUSSIA
28	GROS Mathilde	FRA	FRANCE
72	BRASPENINCX Shanne	NED	NETHERLANDS
10	DEGRENDELE Nicky	BEL	BELGIUM
101	SHMELEVA Daria	RUS	RUSSIA
33	FRIEDRICH Lea sophie	GER	GERMANY

Communiqué approved by the Secretary of the Commissaires Panel

Report printed: 19/10/2019 19:15

TCM v 2 Page 1/1

INSTITUTIONAL PARTNERS



OFFICIAL SPONSORS



LOCAL ORGANISING COMMITTEE



OFFICIAL SUPPLIERS



16-20 October 2019

Communiqué n° 132

**Women's Keirin Finals  
Results / Résultats**

Race distance: 6 laps

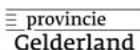
Rank	No.	Rider	Nation	Team
<b>Final 7-12</b>				
				Time: 11.428 Speed: 63.003km/h
1	69	KRUPECKAITE Simona	LTU	LITHUANIA
2	45	MARCHANT Katy	GBR	GREAT BRITAIN
3	70	MAROZAITE Migle	LTU	LITHUANIA
4	56	STEWART Robyn	IRL	IRELAND
5	41	CAPEWELL Sophie	GBR	GREAT BRITAIN
6	16	KANKOVSKA Sara	CZE	CZECH REPUBLIQUE
<b>Final 1-6</b>				
				Time: 11.371 Speed: 63.318km/h
1	28	GROS Mathilde	FRA	FRANCE
2	33	FRIEDRICH Lea sophie	GER	GERMANY
3	101	SHMELEVA Daria	RUS	RUSSIA
4	72	BRASPENNINCX Shanne	NED	NETHERLANDS
5	10	DEGRENDELE Nicky	BEL	BELGIUM
6	102	VOINOVA Anastasiia	RUS	RUSSIA

Communiqué approved by the Secretary of the Commissaires Panel

Report printed: 19/10/2019 21:33

TCM v 2 Page 1/1

INSTITUTIONAL PARTNERS



OFFICIAL SPONSORS



LOCAL ORGANISING COMMITTEE



OFFICIAL SUPPLIERS



16-20 October 2019

Communiqué n° 133

## Women's Keirin Final Classification / Classement Final

Rank	Bib	Rider	Team	UCI ID
1	28	GROS, Mathilde	FRANCE	10015528367
2	33	FRIEDRICH, Lea sophie	GERMANY	10015171184
3	101	SHMELEVA, Daria	RUSSIA	10007272455
4	72	BRASPENNINCX, Shanne	NETHERLANDS	10007618524
5	10	DEGRENDELE, Nicky	BELGIUM	10009134956
6	102	VOINOVA, Anastasiia	RUSSIA	10007498484
7	69	KRUPECKAITE, Simona	LITHUANIA	10002501368
8	45	MARCHANT, Katy	GREAT BRITAIN	10009195883
9	70	MAROZAITE, Migle	LITHUANIA	10010640880
10	56	STEWART, Robyn	IRELAND	10018638431
11	41	CAPEWELL, Sophie	GREAT BRITAIN	10010171442
12	16	KANKOVSKA, Sara	CZECH REPUBLIQUE	10010167402
13	67	VECE, Miriam	ITALY	10010714137
13	112	BASOVA, Liubov	UKRAINE	10004594447
13	79	VAN RIESSEN, Laurine	NETHERLANDS	10010579448
13	105	CALVO BARBERO, Tania	SPAIN	10006604771
17	106	CASAS ROIGE, Helena	SPAIN	10004616877
17	60	BISSOLATI, Elena	ITALY	10010713935
17	15	JABORNIKOVA, Veronika	CZECH REPUBLIQUE	10047201594
17	85	KARWACKA, Marlena	POLAND	10010098589
21	86	LOS, Urszula	POLAND	10007793326
21	53	MCMULLAN, Eimer	IRELAND	10062860832

Communiqué approved by the Secretary of the Commissaires Panel

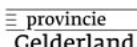
Report printed: 19/10/2019 21:44



www.veloresults.com

TCT v.1.1 Page 1/1

INSTITUTIONAL PARTNERS



LOCAL ORGANISING COMMITTEE



OFFICIAL SPONSORS



OFFICIAL SUPPLIERS



**Women's Points Race  
Start List / Liste de départ**

Race distance: 25 km (100 laps, 10 sprints every 10 laps)

**Starting on the Railing**

Bib	Rider	Team
62	CONFALONIERI Maria Giulia	ITALY
1	EBERHARDT Verena	AUSTRIA
30	BECKER Charlotte	GERMANY
26	DEMAY Coralie	FRANCE
108	USABIAGA BALERDI Irene	SPAIN
104	MEDVEDOVA Tereza	SLOVAKIA
84	KARASIEWICZ Karolina	POLAND
71	SUMSKYTE Viktorija	LITHUANIA
6	SHARAKOVA Tatsiana	BELARUS
96	KLIMOVA Diana	RUSSIA
47	BORISSZA Johanna	HUNGARY

**Starting on the Blueband**

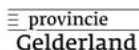
Bib	Rider	Team
116	SOLOVEI Ganna	UKRAINE
18	MACHACOVA Jarmila	CZECH REPUBLIQUE
43	EVANS Neah	GREAT BRITAIN
82	STENBERG Anita	NORWAY
109	METTRAUX Lena	SWITZERLAND
93	MARTINS Maria	PORTUGAL
22	SCHMIDT Trine	DENMARK
12	DOM Annelies	BELGIUM
55	SHARPE Alice	IRELAND
75	PIETERS Amy	NETHERLANDS

Communiqué approved by the Secretary of the Commissaires Panel

Report printed: 18/10/2019 14:10

TCT v2 Page 1/1

INSTITUTIONAL PARTNERS



OFFICIAL SPONSORS



LOCAL ORGANISING COMMITTEE



OFFICIAL SUPPLIERS





**Women's Points Race  
Results / Résultats**

Race distance: 25 km (100 laps)

Race Time:30:46

Rank	Bib	Name	Team	Sprints										Lap Points	Finish Order	Points
				1	2	3	4	5	6	7	8	9	10			
1	62	CONFALONIERI Maria Gi	ITALY			5				5	5	5	6	20	2	<b>46</b>
2	6	SHARAKOVA Tatsiana	BELARUS		5			5	3	1			10	20	1	<b>44</b>
3	116	SOLOVEI Ganna	UKRAINE		3		1	3	5			2	4	20	3	<b>38</b>
4	26	DEMAY Coralie	FRANCE	2		3				3				20	5	<b>28</b>
5	93	MARTINS Maria	PORTUGAL		1		2	1	2			1		20	9	<b>27</b>
6	96	KLIMOVA Diana	RUSSIA				5				1			20	21	<b>26</b>
7	109	METTRAUX Lena	SWITZERLAND					2	1					20	10	<b>23</b>
8	22	SCHMIDT Trine	DENMARK											20	14	<b>20</b>
9	43	EVANS Neah	GREAT BRITAIN	5		2				2	3		2	0	4	<b>14</b>
10	82	STENBERG Anita	NORWAY	1								3		0	6	<b>4</b>
11	84	KARASIEWICZ Karolina	POLAND			1					2			0	7	<b>3</b>
12	75	PIETERS Amy	NETHERLANDS	3										0	11	<b>3</b>
13	55	SHARPE Alice	IRELAND				3							0	18	<b>3</b>
14	108	USABIAGA BALERDI Iren	SPAIN											0	8	<b>0</b>
15	1	EBERHARDT Verena	AUSTRIA											0	12	<b>0</b>
16	18	MACHACOVA Jarmila	CZECH REPUBLIQUE											0	13	<b>0</b>
17	30	BECKER Charlotte	GERMANY											0	15	<b>0</b>
18	47	BORISSZA Johanna	HUNGARY											0	16	<b>0</b>
19	12	DOM Annelies	BELGIUM											0	17	<b>0</b>
20	104	MEDVEDOVA Tereza	SLOVAKIA		2									-20	19	<b>-18</b>
21	71	SUMSKYTE Viktorija	LITHUANIA											-60	20	<b>-60</b>

Communiqué approved by the Secretary of the Commissaires Panel

## Women's Madison

### Start List / Liste de départ

Race distance: 30 km (120 laps, 12 sprints every 10 laps)

Race number	Team	Riders
1	<b>DENMARK</b>	Black DIDERIKSEN Amalie Red LETH Julie
2	<b>NETHERLANDS</b>	Black PIETERS Amy Red WILD Kirsten
3	<b>ITALY</b>	Black CONFALONIERI Maria Giulia Red PATERNOSTER Letizia
4	<b>GREAT BRITAIN</b>	Black ARCHIBALD Katie Red KENNY Laura
5	<b>RUSSIAN FEDERATION</b>	Black DRONOVA Tamara Red NOVOLODSKAYA Maria
6	<b>POLAND</b>	Black PIKULIK Daria Red PIKULIK Wiktoria
7	<b>BELGIUM</b>	Black BOSSUYT Shari Red KOPECKY Lotte
8	<b>UKRAINE</b>	Black KLIACHINA Oksana Red NAHIRNA Anna
9	<b>IRELAND</b>	Black BOYLAN Lydia Red GURLEY Lydia
10	<b>SWITZERLAND</b>	Black SEITZ Aline Red WALDIS Andrea
11	<b>GERMANY</b>	Black BRAUSSE Franziska Red KLEIN Lisa
12	<b>FRANCE</b>	Black COPPONI Clara Red LE NET Marie
13	<b>BELARUS</b>	Black PIVOVAROVA Polina Red SAVENKA Ina
14	<b>CZECH REPUBLIC</b>	Black HOCHMANN Lucie Red KOHOUTKOVA Katerina

Communiqué approved by the Secretary of the Commissaires Panel



16-20 October 2019

Communiqué n° 138

## Women's 500m Time Trial

Qualifying / Qualifications

Start List / Liste de départ

World Record: 32"268 JESSICA SALAZAR (MEX) 07.10.2016 AGUASCALIENTES (MEX)

Race distance: 500m

Heat	Bib	Name	Team
1	102	VOINOVA Anastasiia	RUSSIA
2	85	KARWACKA Marlena	POLAND
	53	MCMULLAN Eimer	IRELAND
3	16	KANKOVSKA Sara	CZECH REPUBLIQUE
	77	VAN DER PEET Steffie	NETHERLANDS
4	106	CASAS ROIGE Helena	SPAIN
	33	FRIEDRICH Lea sophie	GERMANY
5	105	CALVO BARBERO Tania	SPAIN
	86	LOS Urszula	POLAND
6	67	VECE Miriam	ITALY
	74	LAMBERINK Kyra	NETHERLANDS
7	117	STARIKOVA Olena	UKRAINE
	101	SHMELEVA Daria	RUSSIA

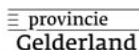
Qualification rule: Top 8 riders qualify for final.

Communiqué approved by the Secretary of the Commissaires Panel \_\_\_\_\_

Report printed: 19/10/2019 16:42

TCM v 2 Page 1/1

INSTITUTIONAL PARTNERS



OFFICIAL SPONSORS



LOCAL ORGANISING COMMITTEE



OFFICIAL SUPPLIERS



## Women's 500m Time Trial

### Qualifying / Qualifications

#### Results / Résultats

World Record: 32"268 JESSICA SALAZAR (MEX) 07.10.2016 AGUASCALIENTES (MEX)

Race distance: 500m

Rank	Bib	Name	Team	250m	Time	Speed
1	102	VOINOVA Anastasiia	RUSSIA	19.340(3)	33.611 14.270(1)	53.553 km/h
2	117	STARIKOVA Olena	UKRAINE	19.245(2)	33.706 14.460(3)	53.402 km/h
3	101	SHMELEVA Daria	RUSSIA	19.416(4)	33.827 14.410(2)	53.211 km/h
4	74	LAMBERINK Kyra	NETHERLANDS	19.107(1)	33.952 14.845(8)	53.016 km/h
5	33	FRIEDRICH Lea sophie	GERMANY	19.627(7)	34.154 14.527(4)	52.702 km/h
6	86	LOS Urszula	POLAND	19.546(6)	34.161 14.615(5)	52.691 km/h
7	67	VECE Miriam	ITALY	19.423(5)	34.242 14.819(7)	52.567 km/h
8	105	CALVO BARBERO Tania	SPAIN	19.684(8)	34.591 14.907(9)	52.036 km/h
9	77	VAN DER PEET Steffie	NETHERLANDS	19.901(10)	34.698 14.797(6)	51.876 km/h
10	85	KARWACKA Marlena	POLAND	19.720(9)	34.706 14.986(10)	51.864 km/h
11	106	CASAS ROIGE Helena	SPAIN	19.911(11)	34.995 15.083(11)	51.435 km/h
12	16	KANKOVSKA Sara	CZECH REPUBLIQUE	20.380(12)	35.809 15.429(12)	50.266 km/h
13	53	MCMULLAN Eimer	IRELAND	21.092(13)	36.649 15.556(13)	49.114 km/h

Qualification rule: Top 8 riders qualify for final.

Communiqué approved by the Secretary of the Commissaires Panel \_\_\_\_\_

16-20 October 2019

Communiqué n° 140

## Women's 500m Time Trial

### Finals

#### Start List / Liste de départ

World Record: 32"268 JESSICA SALAZAR (MEX) 07.10.2016 AGUASCALIENTES (MEX)

Race distance: 500m

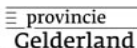
Heat	Bib	Name	Team
1	105	CALVO BARBERO Tania	SPAIN
2	67	VECE Miriam	ITALY
3	86	LOS Urszula	POLAND
4	33	FRIEDRICH Lea sophie	GERMANY
5	74	LAMBERINK Kyra	NETHERLANDS
6	101	SHMELEVA Daria	RUSSIA
7	117	STARIKOVA Olena	UKRAINE
8	102	VOINOVA Anastasiia	RUSSIA

Communiqué approved by the Secretary of the Commissaires Panel \_\_\_\_\_

Report printed: 20/10/2019 12:28

TCM v2 Page 1/1

INSTITUTIONAL PARTNERS



LOCAL ORGANISING COMMITTEE



OFFICIAL SPONSORS



OFFICIAL SUPPLIERS



16-20 October 2019

Communiqué n° 141

## Women's 500m Time Trial

### Results and Final Classification / Résultats et classement final

World Record: 32"268 JESSICA SALAZAR (MEX) 07.10.2016 AGUASCALIENTES (MEX)

Race distance: 500m

Medal	Rank	Name	Team	250m	Time	Speed
<b>Gold</b>	<b>1</b>	102 VOINOVA Anastasiia	RUSSIA	18.827(2)	33.005 14.178(1)	54.535
<b>Silver</b>	<b>2</b>	101 SHMELEVA Daria	RUSSIA	18.786(1)	33.057 14.270(2)	54.451
<b>Bronze</b>	<b>3</b>	117 STARIKOVA Olena	UKRAINE	19.012(3)	33.328 14.315(3)	54.007
	<b>4</b>	33 FRIEDRICH Lea Sophie	GERMANY	19.500(7)	34.044 14.543(4)	52.872
	<b>5</b>	86 LOS Urszula	POLAND	19.341(6)	34.067 14.726(5)	52.835
	<b>6</b>	67 VECE Miriam	ITALY	19.293(5)	34.112 14.819(6)	52.765
	<b>7</b>	74 LAMBERINK Kyra	NETHERLANDS	19.187(4)	34.160 14.972(8)	52.692
	<b>8</b>	105 CALVO BARBERO Tania	SPAIN	19.655(8)	34.581 14.926(7)	52.050
	<b>9</b>	77 VAN DER PEET Steffie	NETHERLANDS			
	<b>10</b>	85 KARWACKA Marlena	POLAND			
	<b>11</b>	106 CASAS ROIGE Helena	SPAIN			
	<b>12</b>	16 KANKOVSKA Sara	CZECH REPUBLIQUE			
	<b>13</b>	53 MCMULLAN Eimer	IRELAND			

Communiqué approved by the Secretary of the Commissaires Panel

## INDEX OF COMMUNIQUES

Comm.	Event Name	Report Type
1	TECHNICAL OFFICIALS	General
2	GENERAL INFORMATION	General
3	TECHNICAL INFORMATION	General
4	ANTIDOPING CONTROL	General
5	LIST OF ENTERED NATIONS	General
6	ENTRY LIST - MEN	General
7	ENTRY LIST - WOMEN	General
8	COMPETITION SCHEDULE (DAY 1 - 16 OCTOBER)	General
9	COMPETITION SCHEDULE (DAY 2 - 17 OCTOBER)	General
10	COMPETITION SCHEDULE (DAY 3 - 18 OCTOBER)	General
11	COMPETITION SCHEDULE (DAY 4 - 19 OCTOBER)	General
12	COMPETITION SCHEDULE (DAY 5 - 20 OCTOBER)	General
13	DECISION OF COMMISSAIRE'S PANEL – DAY 1	General
14	DECISION OF COMMISSAIRE'S PANEL – DAY 2	General
15	DECISION OF COMMISSAIRE'S PANEL – DAY 3	General
16	DECISION OF COMMISSAIRE'S PANEL – DAY 4	General
17	DECISION OF COMMISSAIRE'S PANEL – DAY 5	General
18	MEDALLISTS BY EVENT	General
19	MEDAL STANDINGS	General
20	Men's Team Sprint - Qualifying	Startlist
21	Men's Team Sprint - Qualifying	Classifications
22	Men's Team Sprint - First Round	Startlist
23	Men's Team Sprint - First Round	Classifications
24	Men's Team Sprint - Finals 3-4 & 1-2	Startlist
25	Men's Team Sprint - Finals 3-4 & 1-2	Classifications
26	Men's Team Pursuit - Qualifying	Startlist
27	Men's Team Pursuit - Qualifying	Classifications
28	Men's Team Pursuit - First Round	Startlist
29	Men's Team Pursuit - First Round	Classifications
30	Men's Team Pursuit - Finals 3-4 & 1-2	Startlist
31	Men's Team Pursuit - Finals 3-4 & 1-2	Classifications
32	Men's Elimination Race - Final	Startlist
33	Men's Elimination Race - Final	Classifications
34	Men's Sprint - Qualifying	Startlist
35	Men's Sprint - Qualifying	Classifications
36	Men's Sprint - 1/16 Final	Startlist
37	Men's Sprint - 1/16 Final	Classifications
38	Men's Sprint - 1/8 Final	Startlist
39	Men's Sprint - 1/8 Final	Classifications
40	Men's Sprint - 1/4 Final	Startlist
41	Men's Sprint - 1/4 Final	Classifications
42	Men's Sprint - 1/2 Final	Startlist
43	Men's Sprint - 1/2 Final	Classifications
44	Men's Sprint - Finals 3-4 & 1-2	Startlist
45	Men's Sprint - Finals 3-4 & 1-2	Classifications
46	Men's Sprint - Final Classification	Classifications
47	Men's Scratch Race - Final	Startlist
48	Men's Scratch Race - Final	Classifications
49	Men's Omnium I - Scratch Race	Startlist
50	Men's Omnium I - Scratch Race	Classifications
51	Men's Omnium - Standings after Race I	Classifications
52	Men's Omnium II- Tempo Race	Startlist
53	Men's Omnium II- Tempo Race	Classifications
54	Men's Omnium - Standings after Race II	Classifications
55	Men's Omnium III - Elimination Race	Startlist
56	Men's Omnium III - Elimination Race	Classifications
57	Men's Omnium - Standings after Race III	Classifications
58	Men's Omnium IV- Points Race	Startlist
59	Men's Omnium IV- Points Race & Final Classification	Classifications
60	Men's Keirin - 1st round	Startlist
61	Men's Keirin - 1st round	Classifications
62	Men's Keirin - 1st round repechages	Startlist
63	Men's Keirin - 1st round repechages	Classifications
64	Men's Keirin - 1/2 Final	Startlist



65	Men's Keirin - 1/2 Final	Classifications
66	Men's Keirin - Finals 7-12 & 1-6	Startlist
67	Men's Keirin - Finals 7-12 & 1-6	Classifications
68	Men's Keirin - Final Classification	Classifications
69	Men's Individual Pursuit - Qualifying	Startlist
70	Men's Individual Pursuit - Qualifying	Classifications
71	Men's Individual Pursuit - Finals 3-4 & 1-2	Startlist
72	Men's Individual Pursuit - Finals 3-4 & 1-2	Classifications
73	Men's Points Race - Final	Startlist
74	Men's Points Race - Final	Classifications
75	Men's Madison	Startlist
76	Men's Madison	Classifications
77	Men's 1km Time Trial - Qualifying	Startlist
78	Men's 1km Time Trial - Qualifying	Classifications
79	Men's 1km Time Trial - Final	Startlist
80	Men's 1km Time Trial - Final	Classifications
81	Women's Team Sprint - Qualifying	Startlist
82	Women's Team Sprint - Qualifying	Classifications
83	Women's Team Sprint - First Round	Startlist
84	Women's Team Sprint - First Round	Classifications
85	Women's Team Sprint - Finals 3-4 & 1-2	Startlist
86	Women's Team Sprint - Finals 3-4 & 1-2	Classifications
87	Women's Team Pursuit - Qualifying	Startlist
88	Women's Team Pursuit - Qualifying	Classifications
89	Women's Team Pursuit - First Round	Startlist
90	Women's Team Pursuit - First Round	Classifications
91	Women's Team Pursuit - Finals 3-4 & 1-2	Startlist
92	Women's Team Pursuit - Finals 3-4 & 1-2	Classifications
93	Women's Scratch Race - Final	Startlist
94	Women's Scratch Race - Final	Classifications
95	Women's Sprint - Qualifying	Startlist
96	Women's Sprint - Qualifying	Classifications
97	Women's Sprint - 1/16 Final	Startlist
98	Women's Sprint - 1/16 Final	Classifications
99	Women's Sprint - 1/8 Final	Startlist
100	Women's Sprint - 1/8 Final	Classifications
101	Women's Sprint - 1/4 Final	Startlist
102	Women's Sprint - 1/4 Final	Classifications
103	Women's Sprint - 1/2 Final	Startlist
104	Women's Sprint - 1/2 Final	Classifications
105	Women's Sprint - Finals 3-4 & 1-2	Startlist
106	Women's Sprint - Finals 3-4 & 1-2	Classifications
107	Women's Sprint - Final Classification	Classifications
108	Women's Elimination Race - Final	Startlist
109	Women's Elimination Race - Final	Classifications
110	Women's Omnium I - Scratch Race	Startlist
111	Women's Omnium I - Scratch Race	Classifications
112	Women's Omnium - Standings after Race I	Classifications
113	Women's Omnium II- Tempo Race	Startlist
114	Women's Omnium II- Tempo Race	Classifications
115	Women's Omnium - Standings after Race II	Classifications
116	Women's Omnium III - Elimination Race	Startlist
117	Women's Omnium III - Elimination Race	Classifications
118	Women's Omnium - Standings after Race III	Classifications
119	Women's Omnium IV- Points Race	Startlist
120	Women's Omnium IV- Points Race & Final Classification	Classifications
121	Women's Individual Pursuit - Qualifying	Startlist
122	Women's Individual Pursuit - Qualifying	Classifications
123	Women's Individual Pursuit - Finals 3-4 & 1-2	Startlist
124	Women's Individual Pursuit - Finals 3-4 & 1-2	Classifications
125	Women's Keirin - 1st round	Startlist
126	Women's Keirin - 1st round	Classifications
127	Women's Keirin - 1st round repechages	Startlist
128	Women's Keirin - 1st round repechages	Classifications
129	Women's Keirin - 1/2 Final	Startlist
130	Women's Keirin - 1/2 Final	Classifications
131	Women's Keirin - Finals 7-12 & 1-6	Startlist

<b>132</b>	Women's Keirin - Finals 7-12 & 1-6	Classifications
<b>133</b>	Women's Keirin - Final Classification	Classifications
<b>134</b>	Women's Points Race - Final	Startlist
<b>135</b>	Women's Points Race - Final	Classifications
<b>136</b>	Women's Madison	Startlist
<b>137</b>	Women's Madison	Classifications
<b>138</b>	Women's 500m Time Trial - Qualifying	Startlist
<b>139</b>	Women's 500m Time Trial - Qualifying	Classifications
<b>140</b>	Women's 500m Time Trial - Final	Startlist
<b>141</b>	Women's 500m Time Trial - Final	Classifications